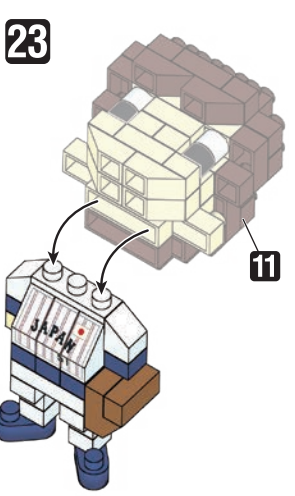
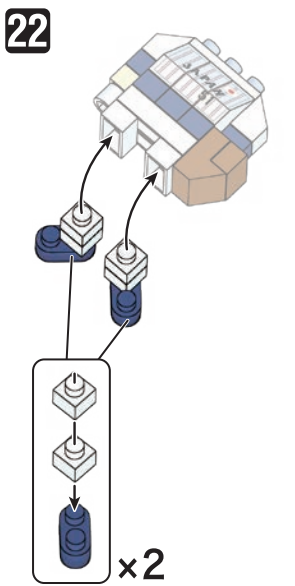
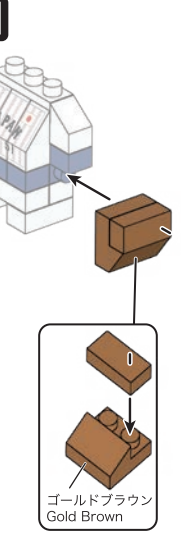
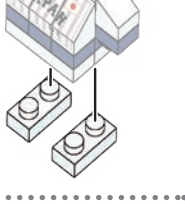
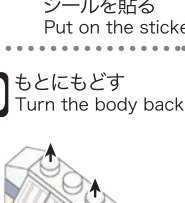
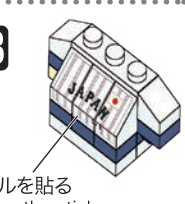
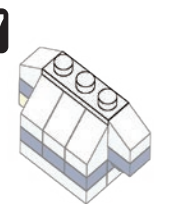
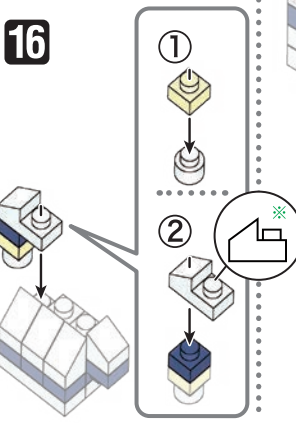
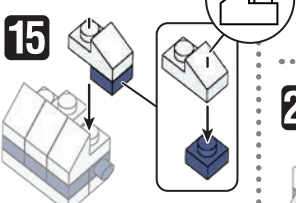
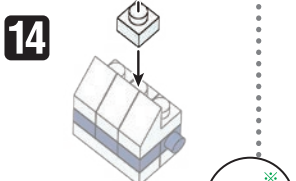
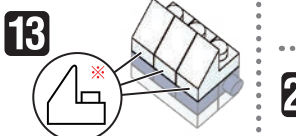
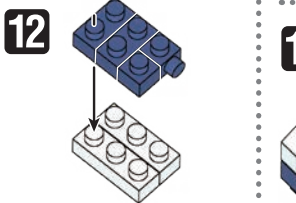
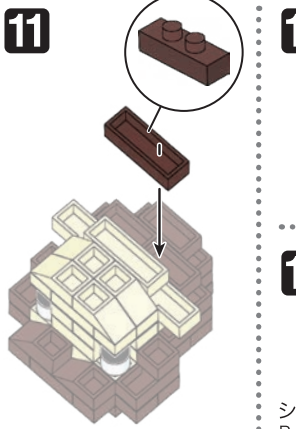
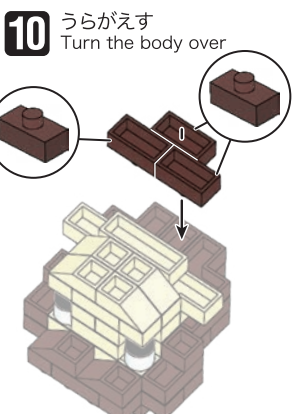
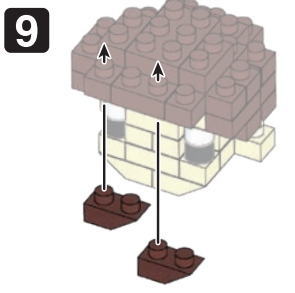
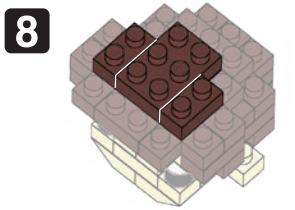
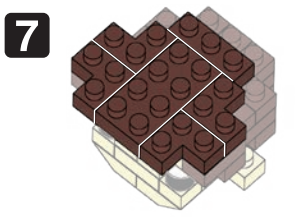
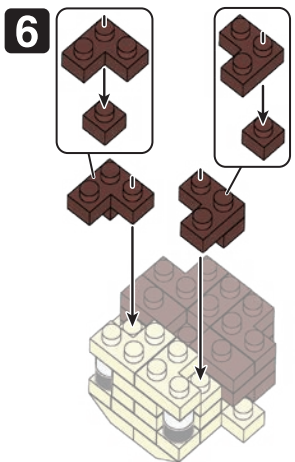
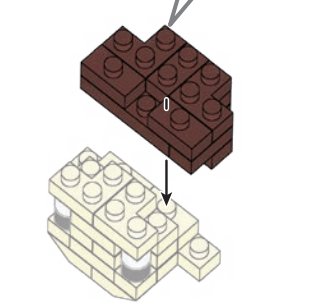
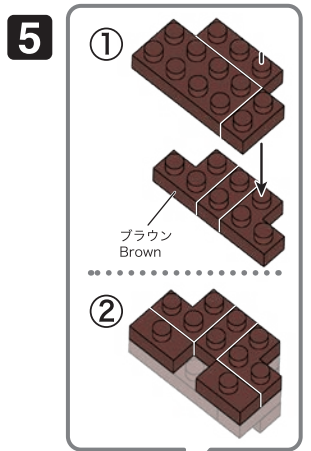
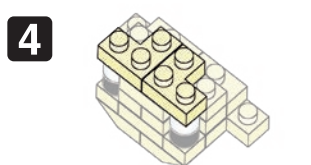
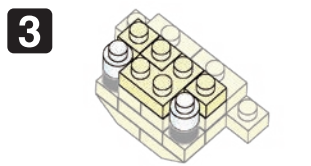
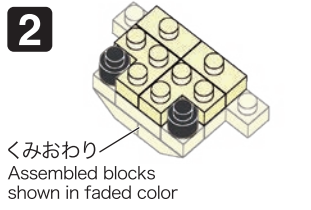
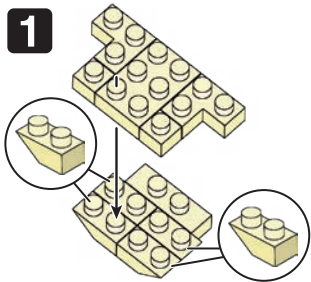
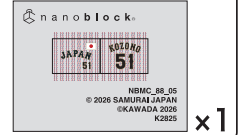


※別売りの「NB-019 ナノブロック専用ピンセット」や「NB-020 ナノブロックパッド」を使うと組み立て、取りはずしに便利です。
Use "NB-019 nanoblock® Tweezers" and "NB-020 nanoblock® Pad" (each sold separately) for an easy way to assemble and disassemble blocks.

- x5
 - x3
 - x2
 - x3
 - x1
 - x1
 - x5
 - x10
 - x1
 - x1
 - x1
 - x2
 - x3
 - x2
 - x2
 - x1
 - x1
 - x1
 - x6
 - x4
 - x3
 - x2
 - x2
 - x5
 - x2
 - x2
 - x7
- ※ 角度の違う2種類の部品に注意してください。
Note that there are two types of blocks, each with different angles.
- ブラウン Brown
- ゴールドブラウン Gold Brown

シール
Sticker



完成!
Finished!

