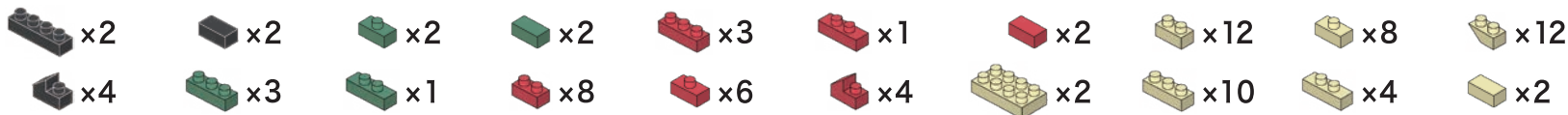
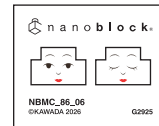


※別売りの「NB-019 ナノブロック専用ピンセット」や「NB-020 ナノブロックパッド」を使うと組み立て、取りはずしに便利です。 Use “NB-019 nanoblock® Tweezers” and “NB-020 nanoblock® Pad” (each sold separately) for an easy way to assemble and disassemble blocks.

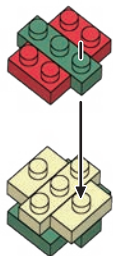
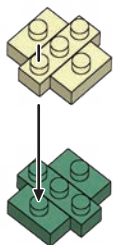


シール  
Sticker

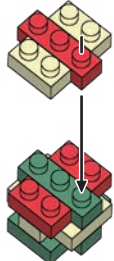


x1

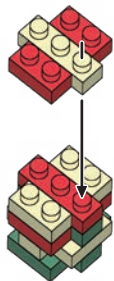
1



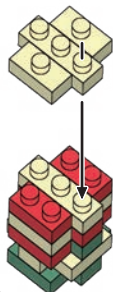
2



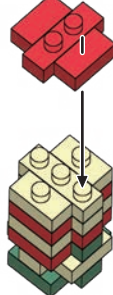
A-1



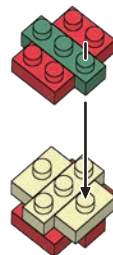
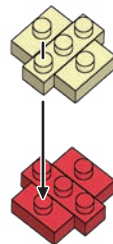
3



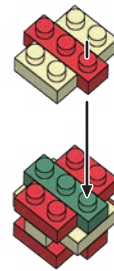
A-2



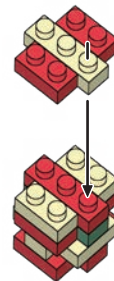
4



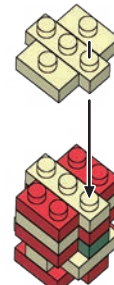
5



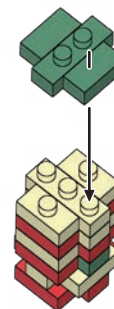
B-1



6



B-2



A-1

A-2

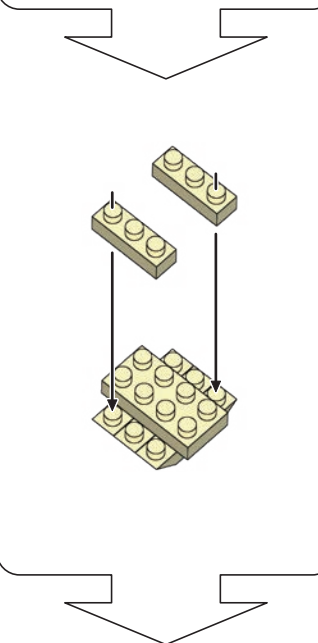
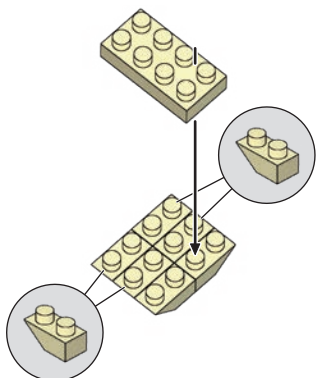
A-3

B-1

B-2

B-3

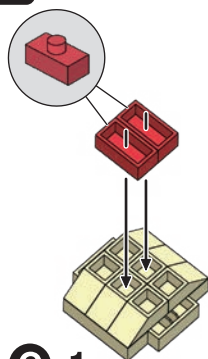
7




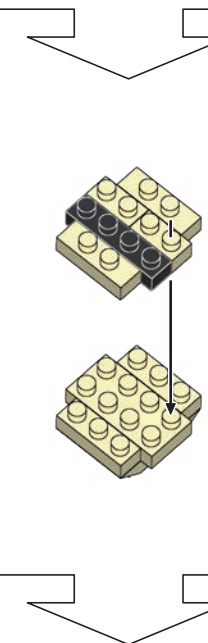
x2

C-1

8



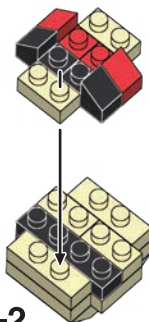
C-1




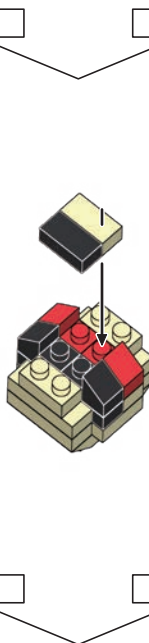
x2

C-2

9




C-2



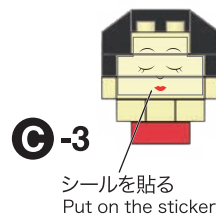
x2

C-3

10



C-3

シールを貼る  
Put on the sticker

C-3

シールを貼る  
Put on the sticker

C-4

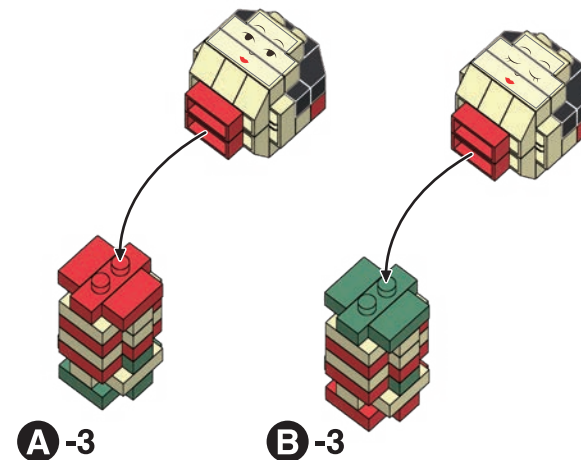


C-5

11



C-4

C-5



A-3

B-3

完成!  
Finished!※部品は多めに入っております  
Extra blocks included