

NBPM_104

JP 黒いレックウザ エクストリームDX

EN/FR/DE/ES BLACK · RAYQUAZA-EXTREME DX KR 검은 레쿠자 EXTREME DX

株式会社 カワダ
Kawada Co., Ltd.




24 AU	JP © Pokémon, © Nintendo/Creatures Inc./ GAME FREAK inc.
ES	EN © 2024 Pokémon / Nintendo / Creatures / GAME FREAK
G1624	© KAWADA 2024



<https://www.kawada-toys.com/brand/nanoblock/>

※別売りの「NB-019 ナノブロック専用ピンセット」や「NB-020 ナノブロックパッド」を
使うと組み立て、取りはずしに便利です。

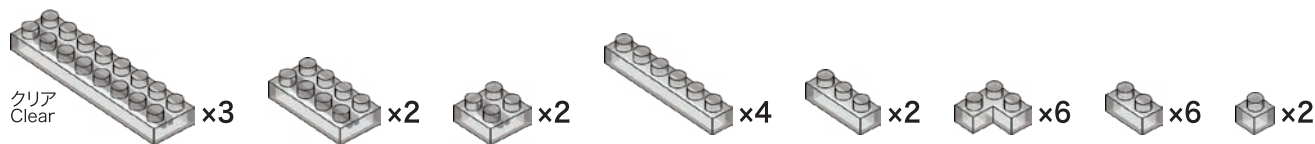
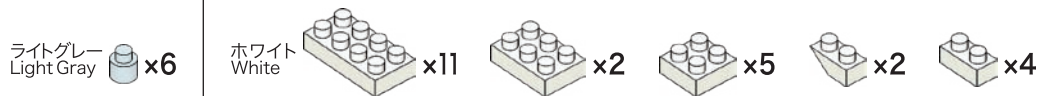
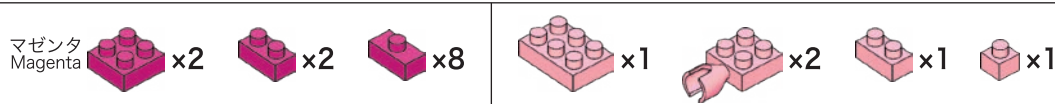
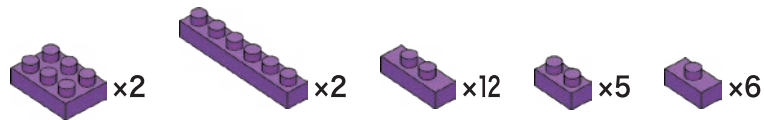
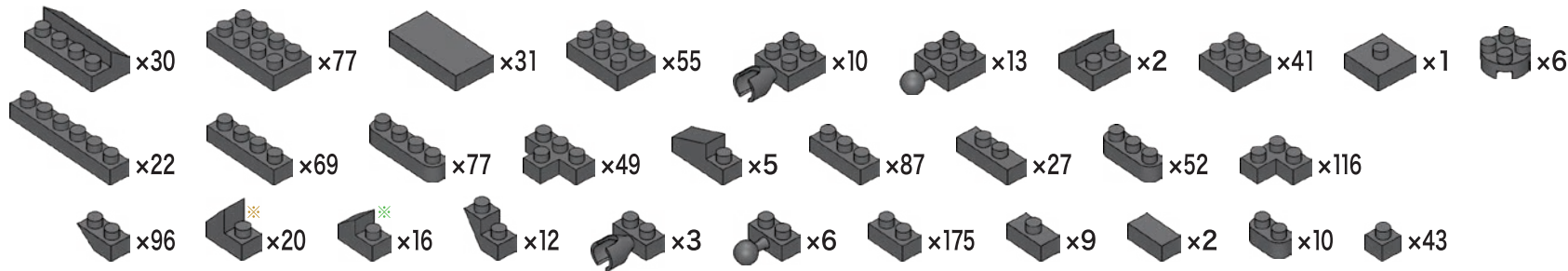
Use "NB-019 nanoblock® Tweezers" and "NB-020 nanoblock® Pad"
(each sold separately) for an easy way to assemble and disassemble blocks.

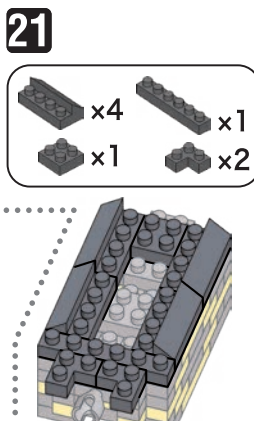
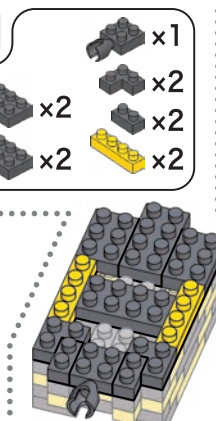

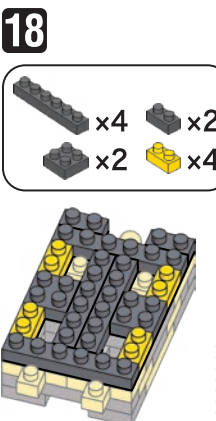
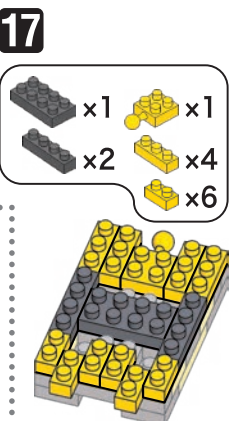
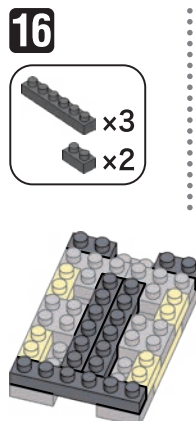
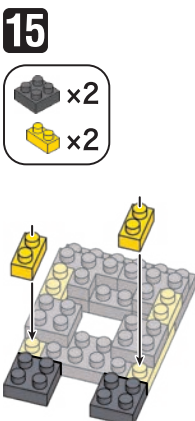
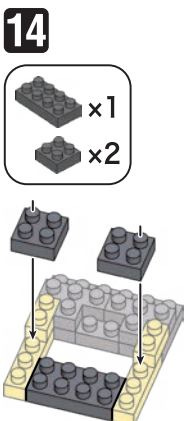
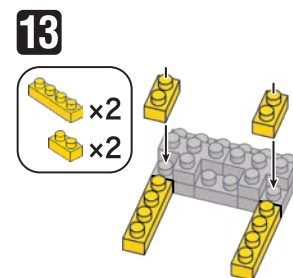
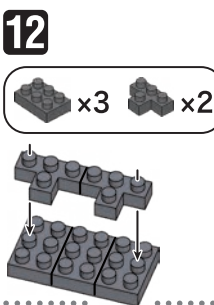
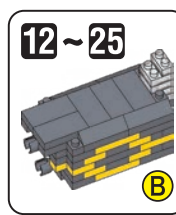
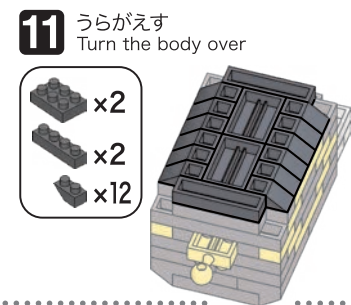
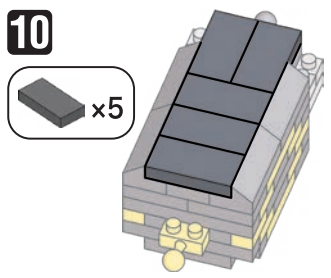
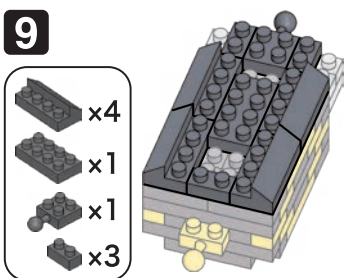
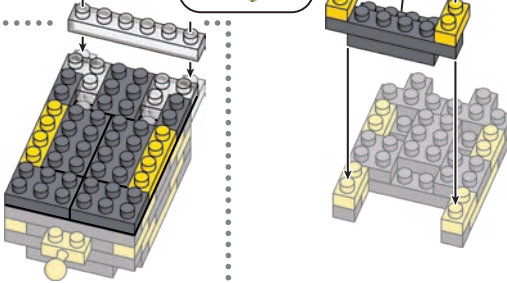
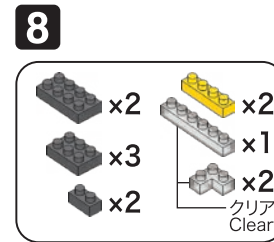
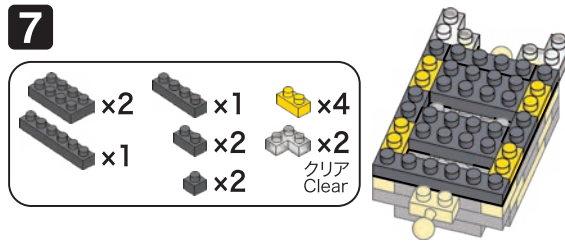
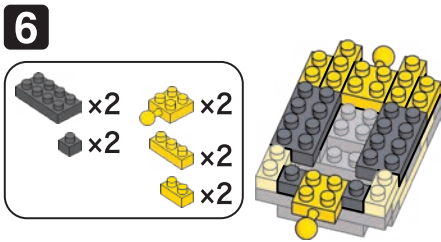
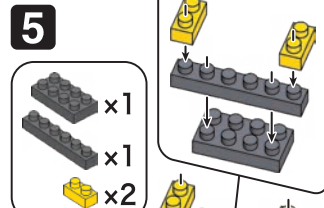
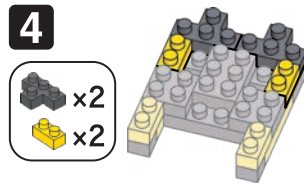

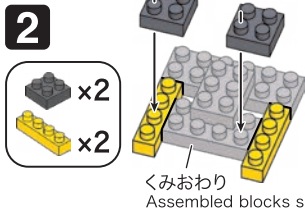
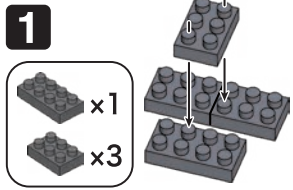


部品内容 Contents of Blocks

※   角度の違う2種類の部品に注意してください。
 Note that there are two types of blocks, each with different angles.

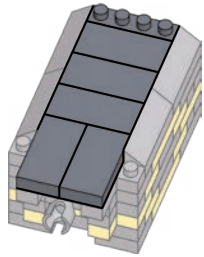
※部品は多めに入っております
 Extra blocks included





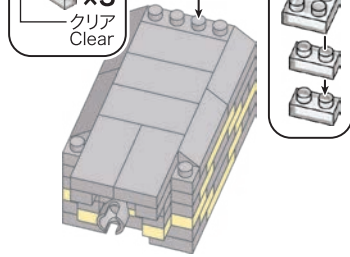
22

x5 x1



23

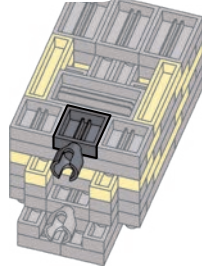
x2
x3
クリア
Clear



24

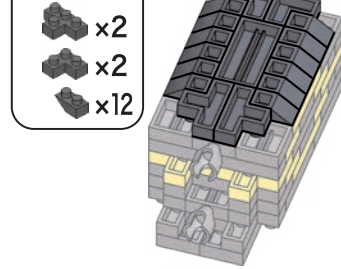
うらがえす
Turn the body over

x1

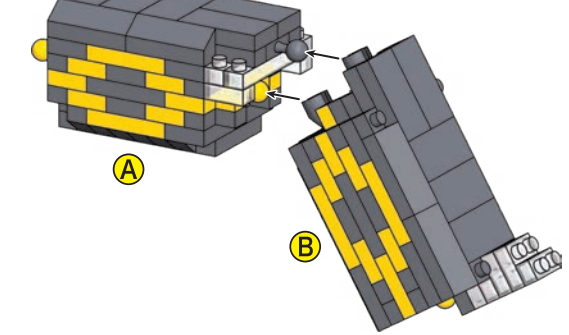


25


x1
x2
x2
x12



26

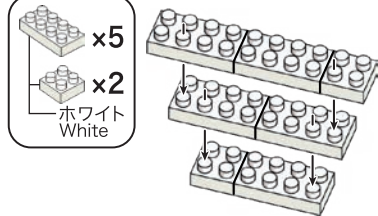


27~33



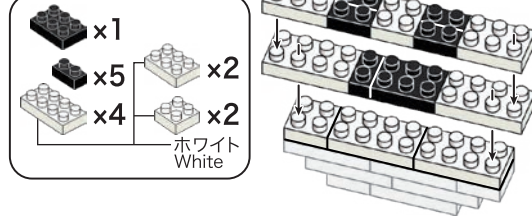
27

x5
x2
ホワイト
White



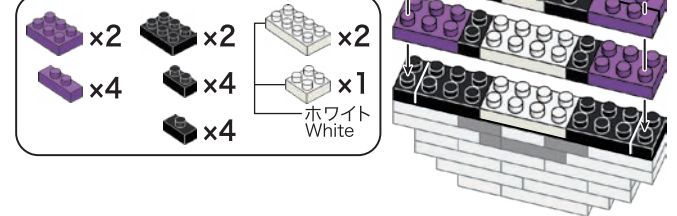
28

x1
x5 x2
x4 x2
ホワイト
White



29

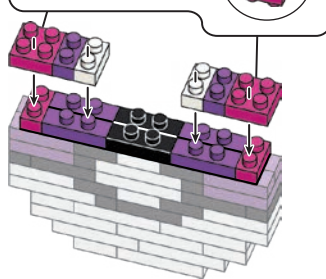
x2 x2 x2
x4 x4 x1
ホワイト
White



30

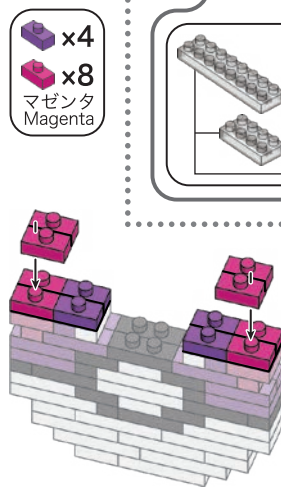
x4 x2 x2
x2 x2 x2
マゼンタ
Magenta
ホワイト
White

※ハネの向きに注意
Attention: Direction
of double ridges



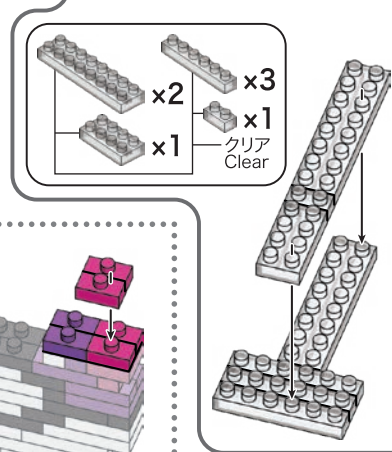
31

x4
x8
マゼンタ
Magenta



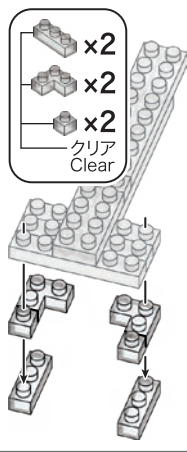
32

x2 x3
x1 x1
クリア
Clear



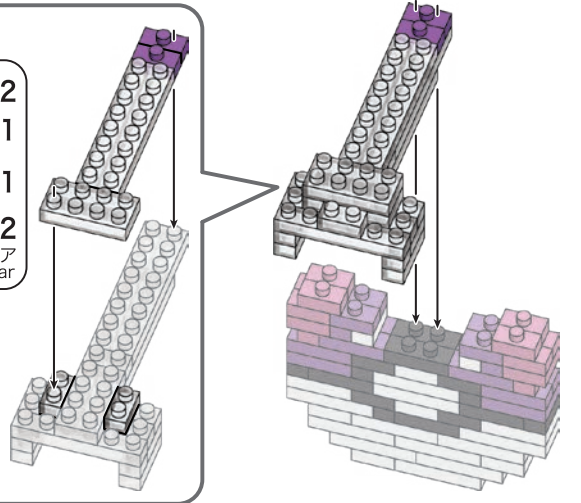
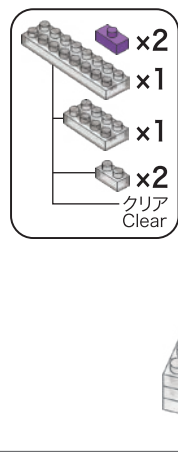
2

x2 x2
x2 x2
クリア
Clear






3

x2 x1
x1 x2
クリア
Clear



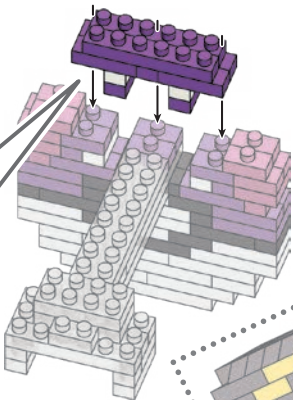
33

①

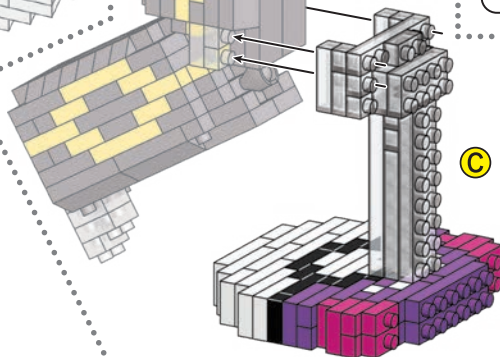
 x2
 x4  x1

②

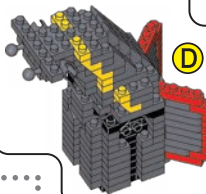
 x2
 x2
 ホワイト
 White






34



35~65



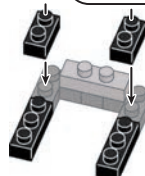
35

 x1
 x2
 x1



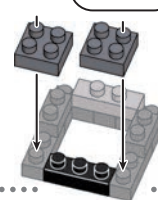
36

 x2
 x2




37

 x2
 x1



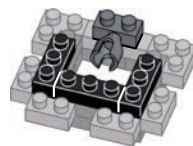
38

 x4
 x1





39

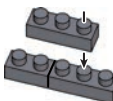
 x1
 x3






40

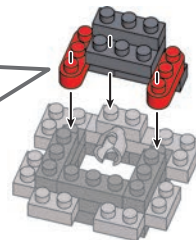

①

 x2
 x1



②

 x1
 x1
 x2







41

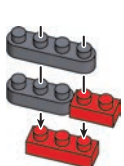
 x6



42

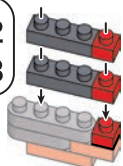
①

 x1
 x1
 x1
 x1




②

 x2
 x3

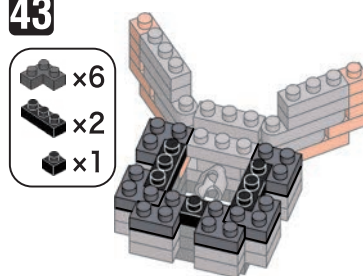


x2







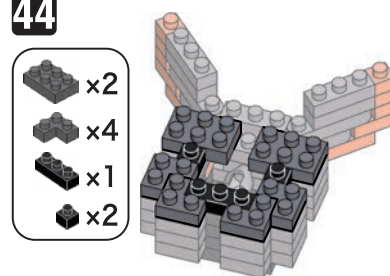
43

 x6
 x2
 x1



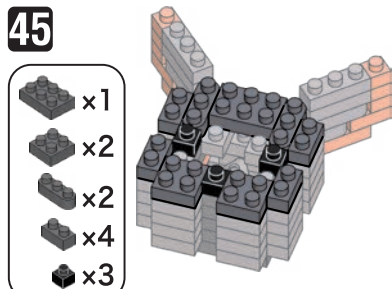
44

 x2
 x4
 x1
 x2










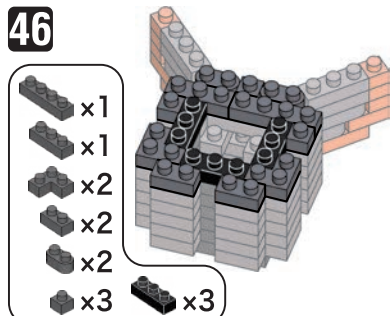
45

 x1
 x2
 x2
 x4
 x3











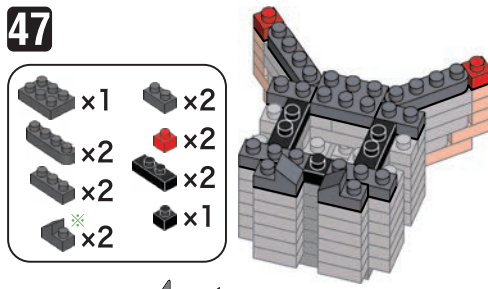
46

 x1
 x1
 x2
 x2
 x2
 x3  x3










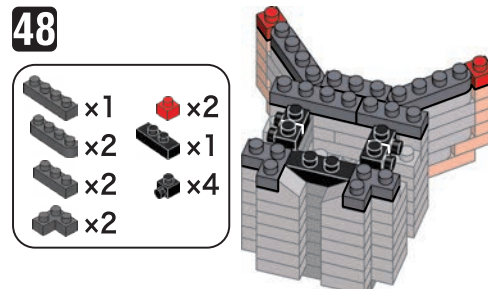
47

 x1  x2
 x2  x2
 x2  x2
 x2  x1





48

 x1  x2
 x2  x1
 x2  x4
 x2



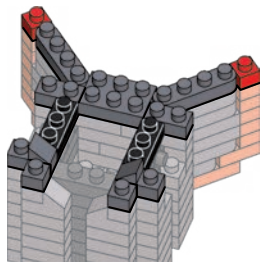
4

※   角度の違う2種類の部品に注意してください。

Note that there are two types of blocks, each with different angles.

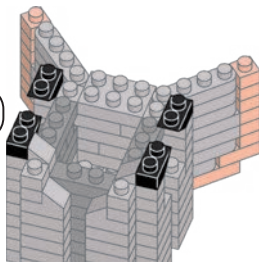
49

- 1x dark grey 1x3 Technic brick
- 2x dark grey 1x2 Technic brick
- 2x dark grey 1x1 Technic brick
- 2x dark grey 1x1 Technic brick with hole
- 2x red 1x1 Technic brick
- 2x dark grey 1x1 Technic brick with hole



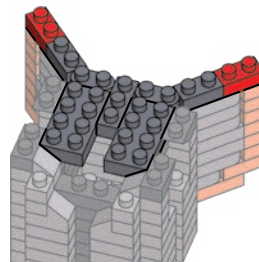
50

- 4x dark grey 1x1 Technic brick with hole



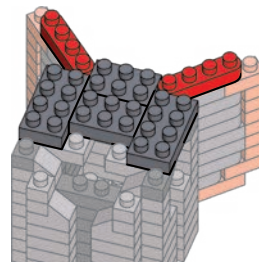
51

- 2x dark grey 1x2 Technic brick
- 1x dark grey 1x3 Technic brick
- 2x dark grey 1x1 Technic brick
- 2x red 1x1 Technic brick



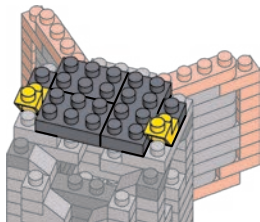
52

- 2x dark grey 1x2 Technic brick
- 2x dark grey 1x3 Technic brick
- 2x red 1x1 Technic brick



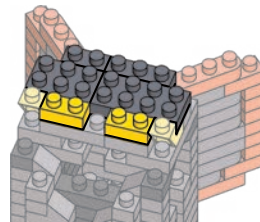
53

- 1x dark grey 1x3 Technic brick
- 2x dark grey 1x1 Technic brick
- 2x dark grey 1x2 Technic brick
- 2x yellow 1x1 Technic brick



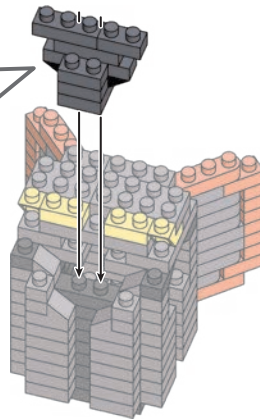
54

- 1x dark grey 1x3 Technic brick
- 1x dark grey 1x2 Technic brick
- 1x dark grey 1x1 Technic brick
- 1x dark grey 1x1 Technic brick
- 2x yellow 1x1 Technic brick




55

- 1x dark grey 1x3 Technic brick, 1x dark grey 1x1 Technic brick, 1x dark grey 1x1 Technic brick with hole, 2x dark grey 1x1 Technic brick with hole
- 2x dark grey 1x2 Technic brick, 2x dark grey 1x1 Technic brick, 2x dark grey 1x1 Technic brick



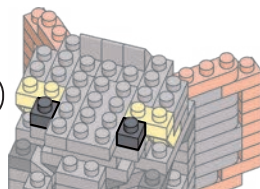
56

- 1x dark grey 1x3 Technic brick
- 2x dark grey 1x2 Technic brick
- 2x dark grey 1x1 Technic brick
- 1x dark grey 1x2 Technic brick
- 3x dark grey 1x1 Technic brick with hole
- 2x yellow 1x1 Technic brick




57

- 2x dark grey 1x1 Technic brick with hole



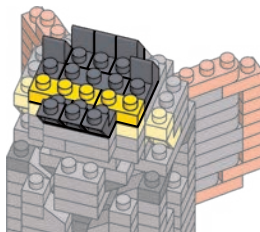
58

- 2x dark grey 1x2 Technic brick
- 1x dark grey 1x3 Technic brick
- 1x dark grey 1x1 Technic brick
- 2x yellow 1x1 Technic brick



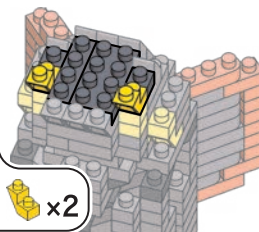
59

- 1x dark grey 1x3 Technic brick
- 1x yellow 1x3 Technic brick
- 5x dark grey 1x1 Technic brick with hole
- 1x yellow 1x1 Technic brick
- 3x dark grey 1x1 Technic brick



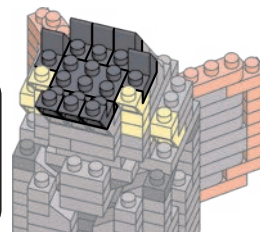
60

- 1x dark grey 1x3 Technic brick
- 1x dark grey 1x2 Technic brick
- 2x dark grey 1x1 Technic brick
- 2x yellow 1x1 Technic brick



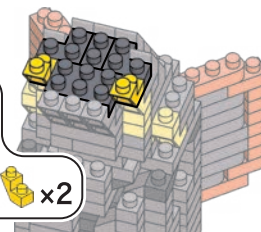
61

- 1x dark grey 1x3 Technic brick
- 5x dark grey 1x1 Technic brick with hole
- 3x dark grey 1x1 Technic brick



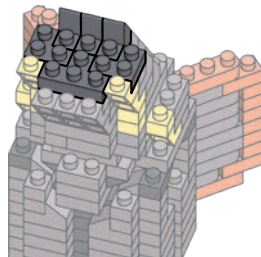
62

- 1x dark grey 1x3 Technic brick
- 2x dark grey 1x1 Technic brick
- 1x dark grey 1x1 Technic brick
- 2x yellow 1x1 Technic brick



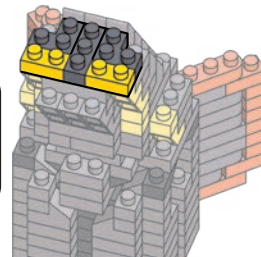
63

- 1x dark grey 1x3 Technic brick
- 2x dark grey 1x1 Technic brick
- 3x dark grey 1x1 Technic brick with hole



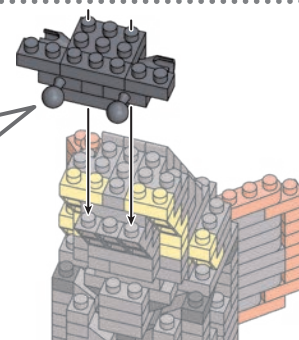
64

- 1x dark grey 1x3 Technic brick
- 2x dark grey 1x1 Technic brick
- 2x yellow 1x1 Technic brick



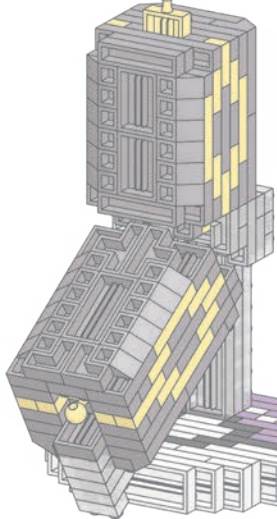
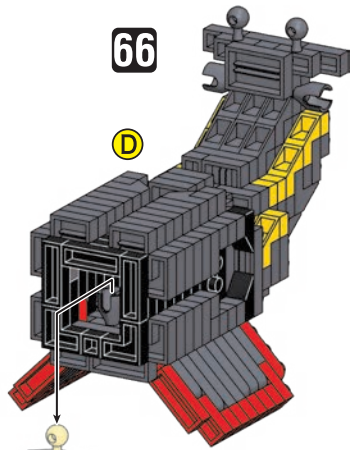
65

- 1x dark grey 1x3 Technic brick, 1x dark grey 1x2 Technic brick, 2x dark grey 1x1 Technic brick
- 1x dark grey 1x2 Technic brick, 2x dark grey 1x1 Technic brick
- 1x dark grey 1x3 Technic brick, 2x dark grey 1x1 Technic brick



66

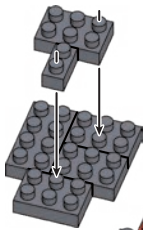
D



67


①

- 1x1 grey x1
- 1x2 grey x4
- 1x3 grey x1



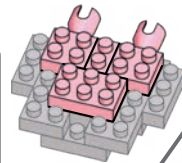
②

- 1x2 grey x2
- 1x3 grey x2
- 1x4 grey x2



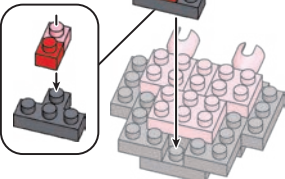
③

- 1x2 pink x1
- 1x2 pink x2
- 1x2 pink x1



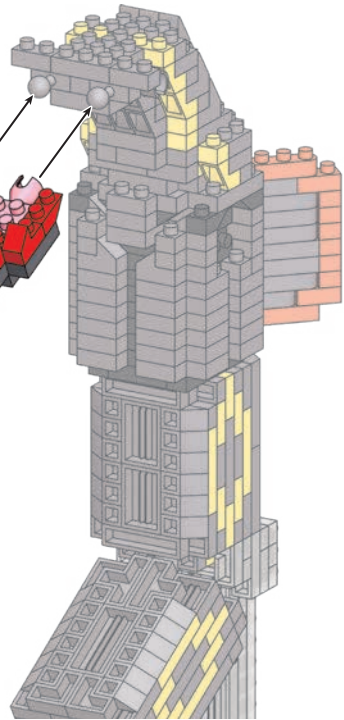
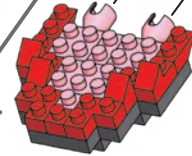
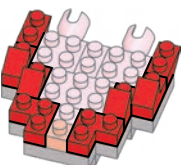
④

- 1x2 grey x1
- 1x2 red x1
- 1x2 pink x1

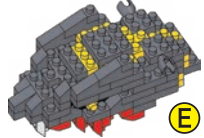


⑤

- 1x2 red x2
- 1x2 red x2
- 1x2 red x4



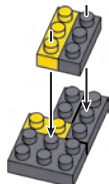
68 ~ 82



E

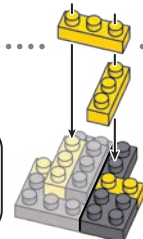
68

- 1x2 grey x1
- 1x2 yellow x1
- 1x2 grey x2
- 1x2 yellow x1
- 1x2 grey x1



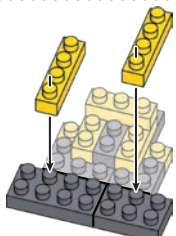
69

- 1x2 grey x1
- 1x2 yellow x2
- 1x2 grey x1
- 1x2 yellow x1



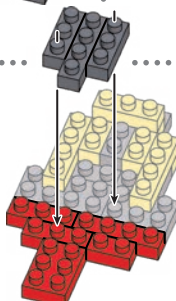
70

- 1x2 grey x1
- 1x2 grey x1
- 1x2 yellow x2



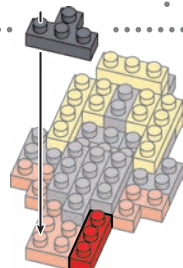
71

- 1x2 grey x1
- 1x2 red x1
- 1x2 grey x2
- 1x2 red x2
- 1x2 red x1
- 1x2 red x1




72

- 1x2 grey x1
- 1x2 red x1



73

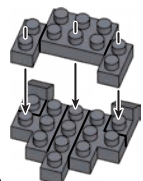
- 1x2 grey x2
- 1x2 grey x2
- 1x2 grey x2



74

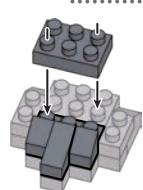
①

- 1x2 grey x1
- 1x2 grey x1
- 1x2 grey x2
- 1x2 grey x2
- 1x2 grey x2
- 1x2 grey x2



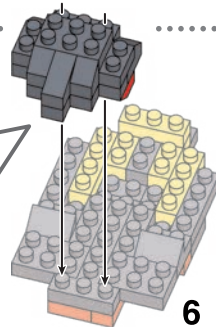
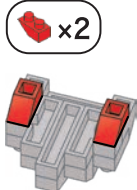
②

- 1x2 grey x1
- 1x2 grey x1
- 1x2 grey x2




③

うらがえす
Turn the body over



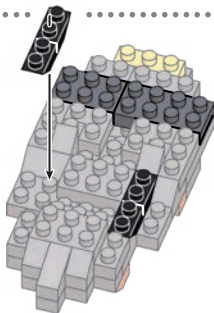
75

- 1x2 grey x1
- 1x2 grey x3
- 1x2 grey x2
- 1x2 grey x2
- 1x2 grey x1



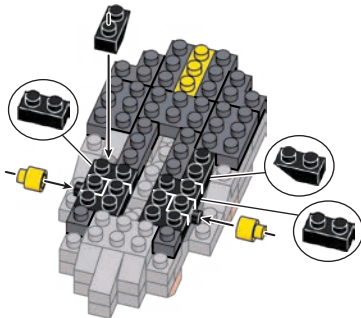
76

- 1x2 grey x1
- 1x2 grey x1
- 1x2 grey x4



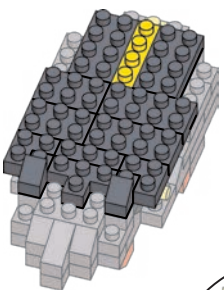
77

- Dark Gray 1x3 x3
- Dark Gray 1x2 x2
- Dark Gray 1x4 x4
- Dark Gray 1x2 with hole x2
- Dark Gray 1x2 with hole x2
- Dark Gray 1x2 with hole x2
- Dark Gray 1x2 with hole x2
- Dark Gray 1x2 with hole x2
- Yellow 1x2 x1
- Yellow 1x2 x2
- Black 1x2 x2
- Black 1x2 x2



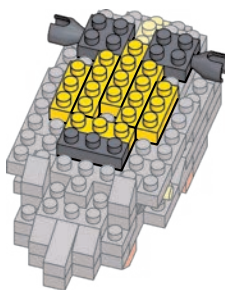
78

- Dark Gray 1x3 x4
- Dark Gray 1x2 x2
- Dark Gray 1x2 with hole x2
- Dark Gray 1x2 with hole x2
- Dark Gray 1x2 with hole x1
- Dark Gray 1x2 with hole x1
- Yellow 1x2 x1



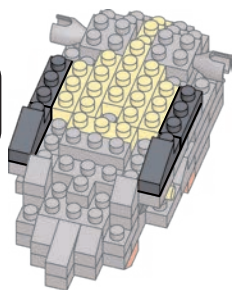
79

- Dark Gray 1x2 x2
- Dark Gray 1x2 x1
- Yellow 1x2 x3
- Yellow 1x2 x3



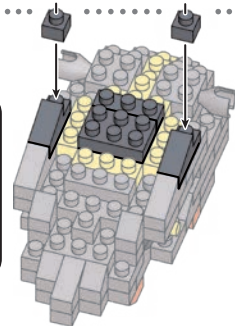
80

- Dark Gray 1x2 x2
- Dark Gray 1x2 x2



81

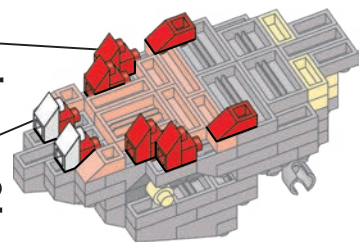
- Dark Gray 1x2 x1
- Dark Gray 1x2 x2
- Dark Gray 1x2 x1
- Dark Gray 1x2 x2



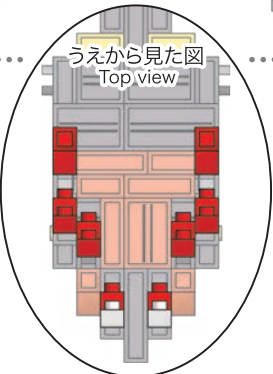
82

うらがえす
Turn the body over


- Red 1x2 x6
- Red 1x2 x6
- White 1x2 x2
- Red 1x2 x4
- Red 1x2 x2




うえから見た図
Top view



83



84 x2



※84は同じものを
2個組み立ててください。
For 84, please assemble
the same thing 2 times.

84

- ①
- Dark Gray 1x2 x1
 - Dark Gray 1x2 x1
 - Dark Gray 1x2 x1

- ②
- Light Gray 1x3 x3

- Dark Gray 1x2 x2
- Dark Gray 1x2 x2
- Dark Gray 1x2 x2

85

- ①
- Dark Gray 1x2 x1
 - Dark Gray 1x2 x2
 - Dark Gray 1x2 x1
 - Dark Gray 1x2 x3

- ②
- Dark Gray 1x2 x3