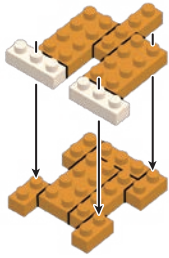


※別売りの「NB-019 ナノブロック専用ピンセット」や「NB-020 ナノブロックパッド」を使うと組み立て、取りはずしに便利です。
Use "NB-019 nanoblock® Tweezers" and "NB-020 nanoblock® Pad" (each sold separately) for an easy way to assemble and disassemble blocks.

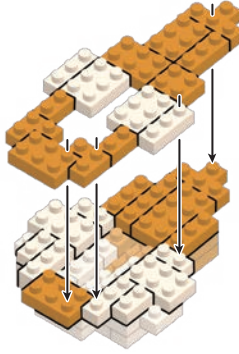
1

- x3
- x2
- x1
- x4
- x2



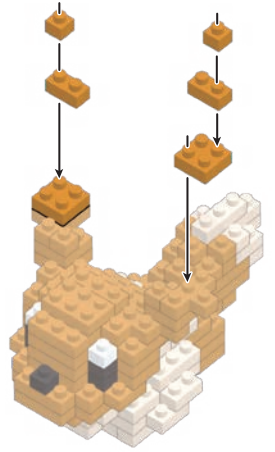
4

- x1
- x3
- x4
- x2
- x1
- x2
- x1
- x4
- x4
- x4



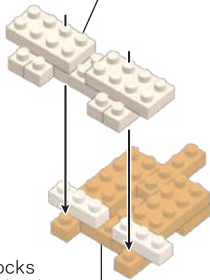
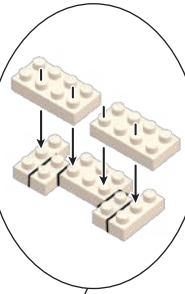
8

- x2
- x2
- x2



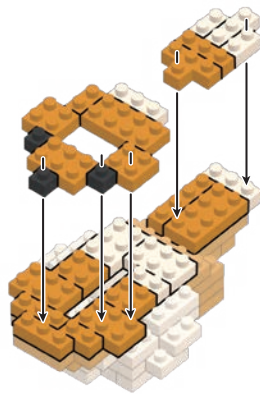
2

- x2
- x1
- x2
- x2



5

- x2
- x1
- x3
- x2
- x4
- x3
- x1
- x3
- x3
- x3
- x2

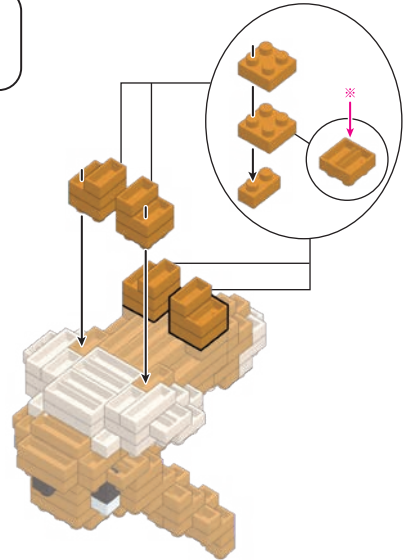


9

うらがえす
Turn the body over

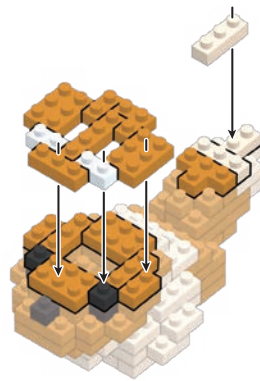
※ハネの向きに注意
※Attention: Direction of
double ridges

- x8
- x4



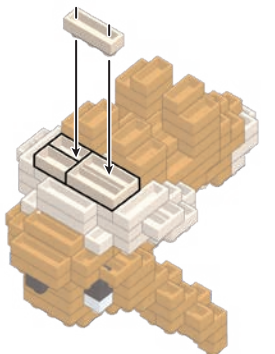
6

- x4
- x2
- x1
- x1
- x3
- x2
- x3
- x2
- x1
- x1



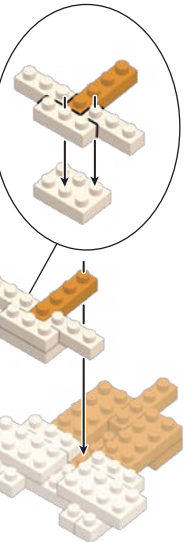
10

- x1
- x1
- x2



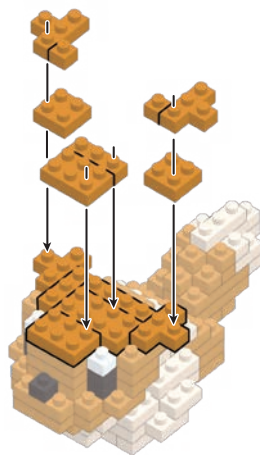
3

- x1
- x3
- x1



7

- x1
- x2
- x2
- x1
- x2
- x2
- x4



完成!
Finished!



※部品は多めに入っております
Extra blocks included