

※別売りの「NB-019 ナノブロック専用ピンセット」や「NB-020 ナノブロックパッド」を使うと組み立て、取りはずしに便利です。

Use "NB-019 nanoblock® Tweezers" and "NB-020 nanoblock® Pad" (each sold separately) for an easy way to assemble and disassemble blocks.

- | | | | | | | | | | | |
|----|----|----|-----|-----|----|----|-----|-----|----|----|
| x2 | x1 | x4 | x11 | x4 | x3 | x1 | x17 | x3 | x1 | x2 |
| x2 | x2 | x4 | x8 | x2 | x4 | x3 | x3 | x28 | x4 | x1 |
| x1 | x1 | x3 | x9 | x2 | x7 | x2 | x2 | x4 | x2 | x1 |
| x2 | x1 | x4 | x1 | x1 | x1 | x1 | x1 | x2 | x1 | x1 |
| x2 | x2 | x5 | x3 | x2 | x1 | x1 | x4 | x1 | x6 | x2 |
| x3 | x2 | x4 | x2 | x11 | x2 | x1 | x4 | x1 | x6 | x2 |
| x2 | x7 | x9 | x6 | x2 | x1 | x1 | x6 | x2 | x6 | x2 |
- クリア Clear
イエロー Yellow
ダークレッド Dark Red

1

2

3

くみおわり
Assembled blocks shown in faded color

4

①

②

③

5

①

②

③

ダークレッド Dark Red

6

※ハネの向きに注意
Attention: Direction of double ridges

7

8

9

10

11

12

13

14

イエロー Yellow

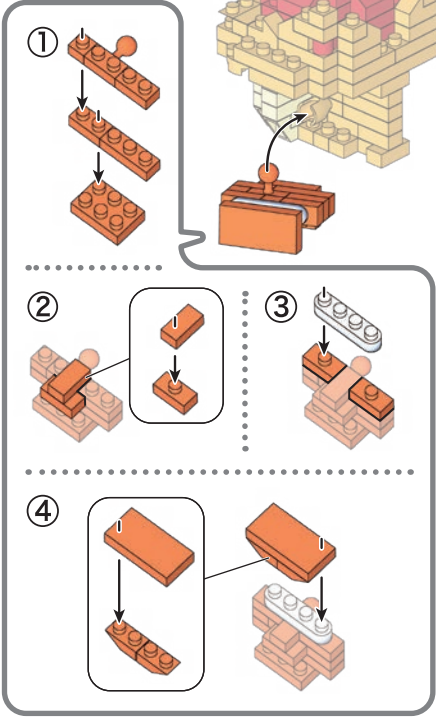
15

16 うらがえす
Turn the body over

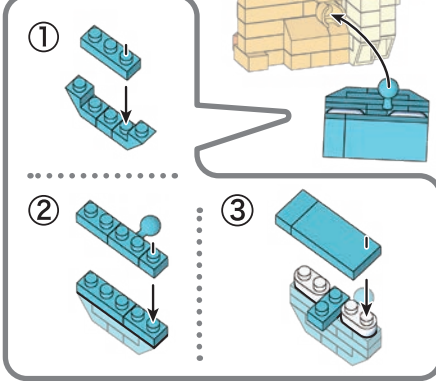
17

6

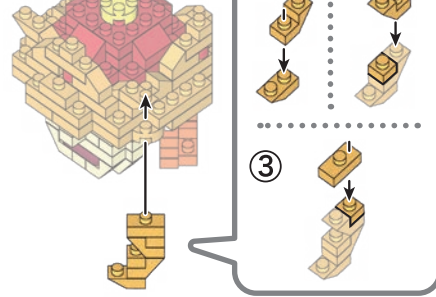
18 うしろから見た図
Rear side view



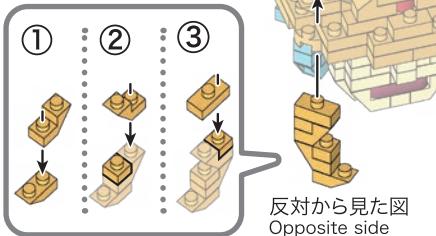
19 反対から見た図
Opposite side



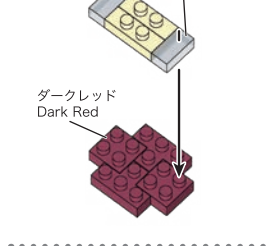
20



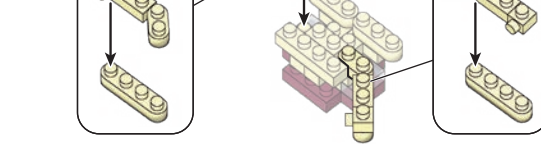
21



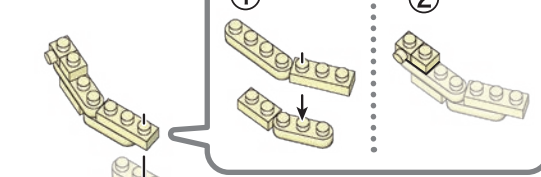
22



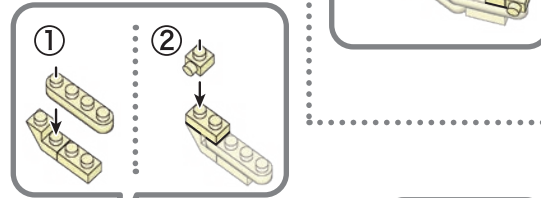
25



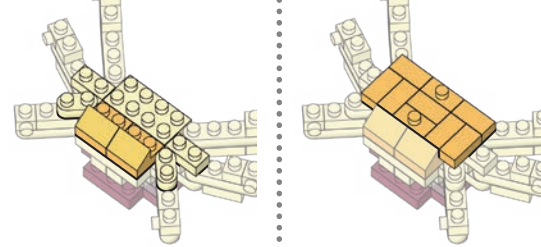
26



27



28



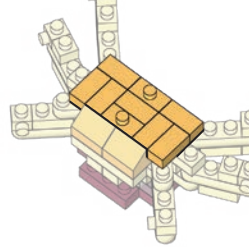
23



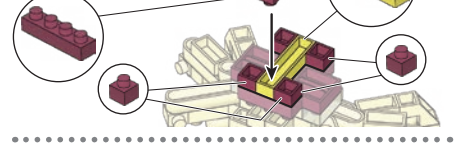
24



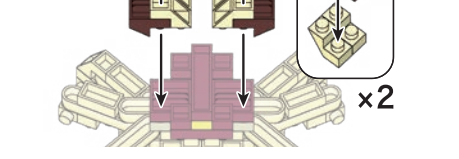
29



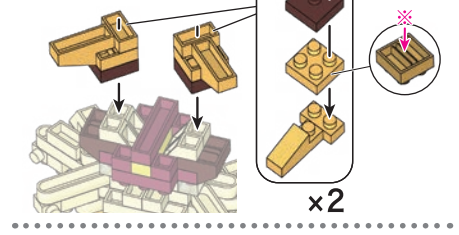
30 うらがえす
Turn the body over



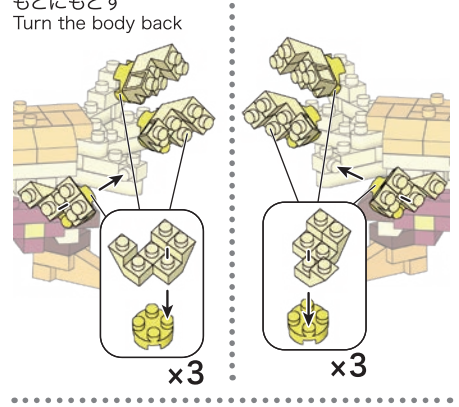
31



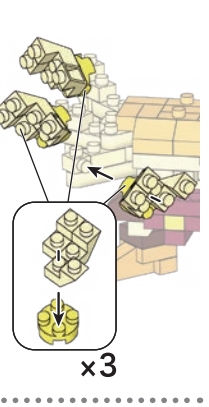
32



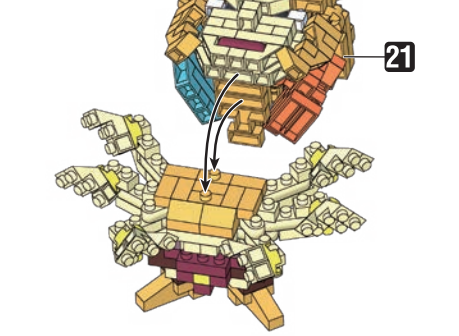
33



34



35



完成!
Finished!

