







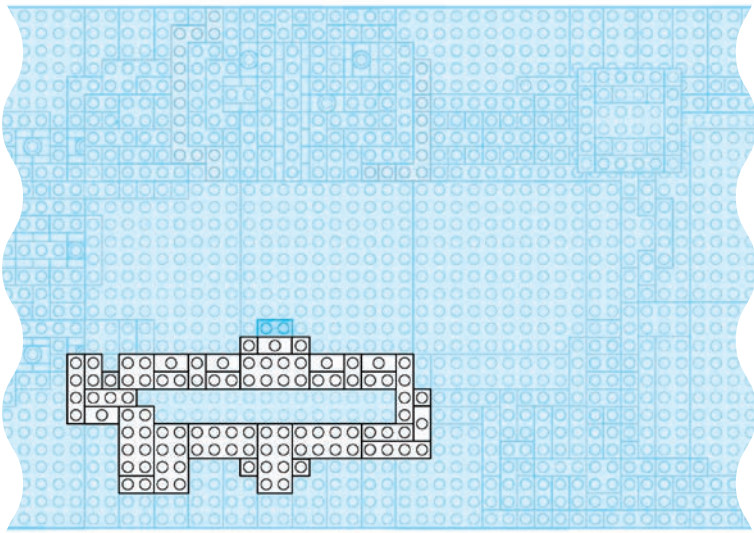













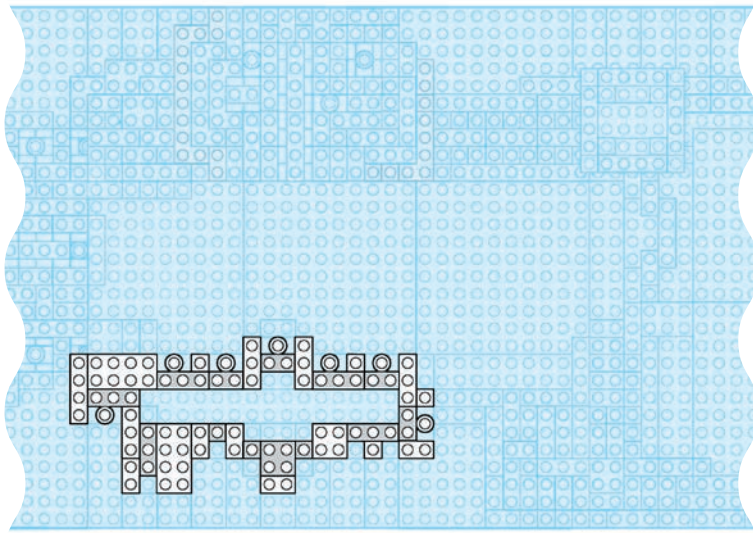
6

-  6
-  1
-  8
-  3
-  5  1
-  7
-  2














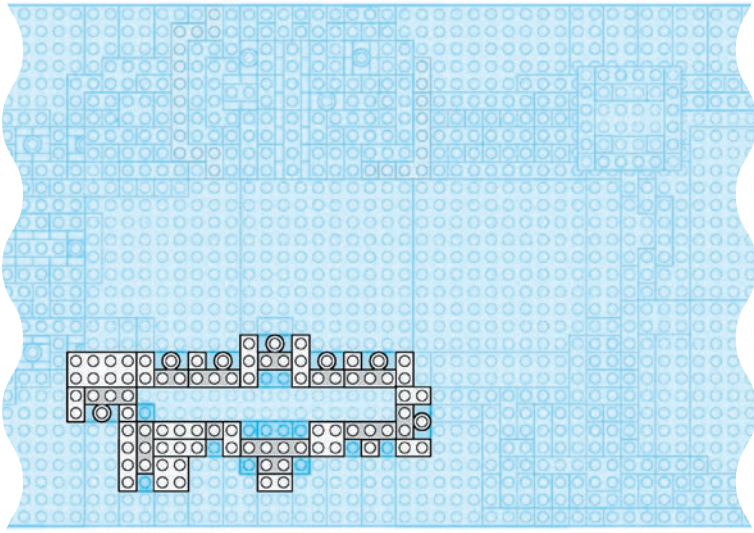
8

-  2
-  1  1
-  5  4
-  1
-  4  3
-  7
-  4  5





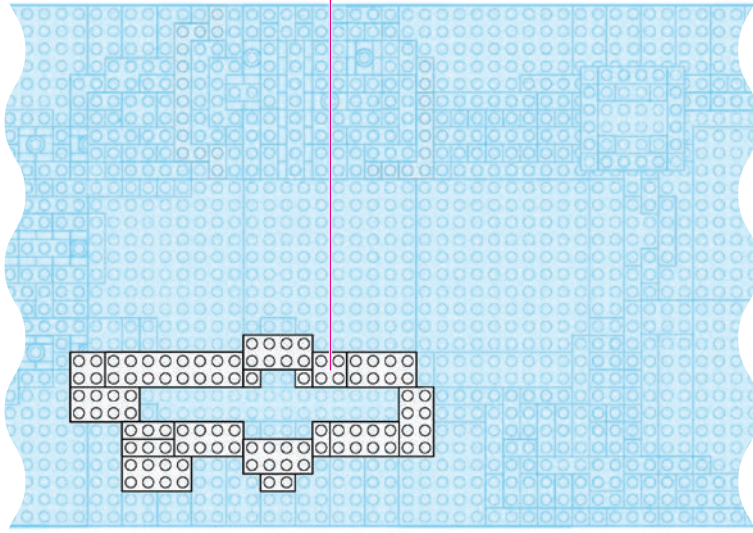
7

-  1
-  2
-  7  5
-  1  1
-  4  1
-  7
-  4  5



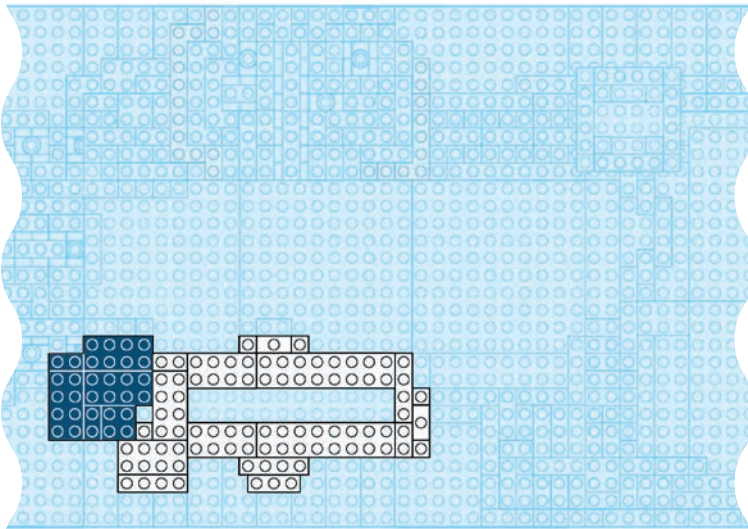

9

-  8
-  2
-  2
-  2
-  2
-  1

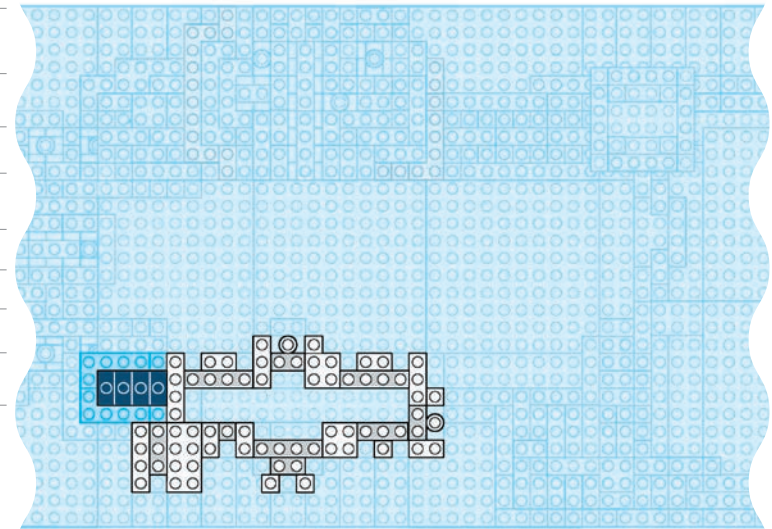




※ハネの向きに注意
 ※Attention: Direction of double ridges

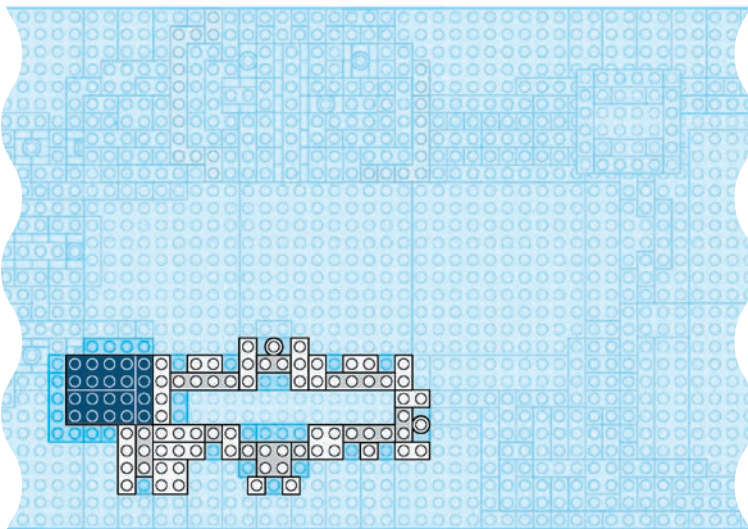

10



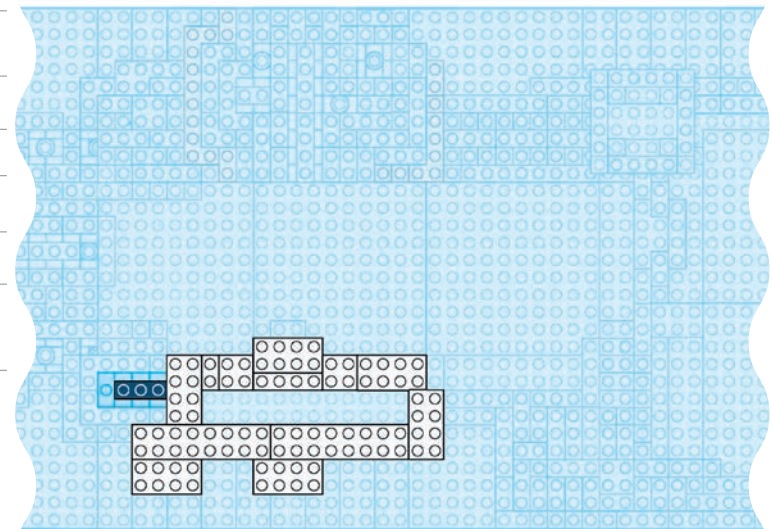
12












11

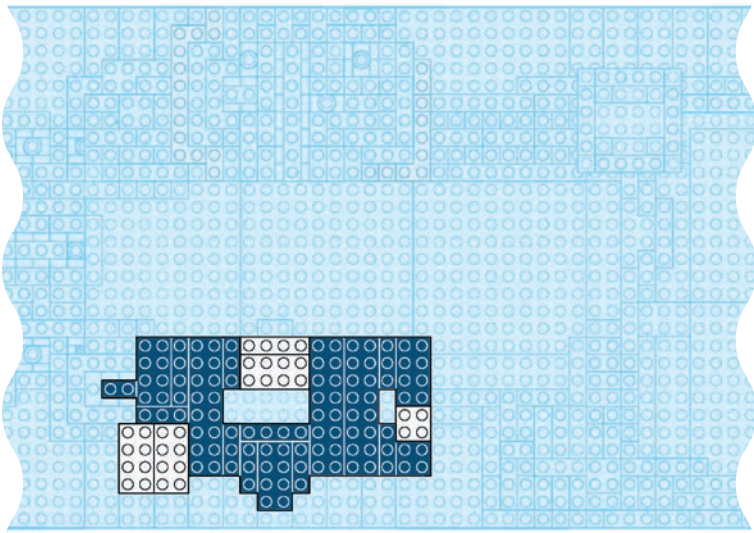


13









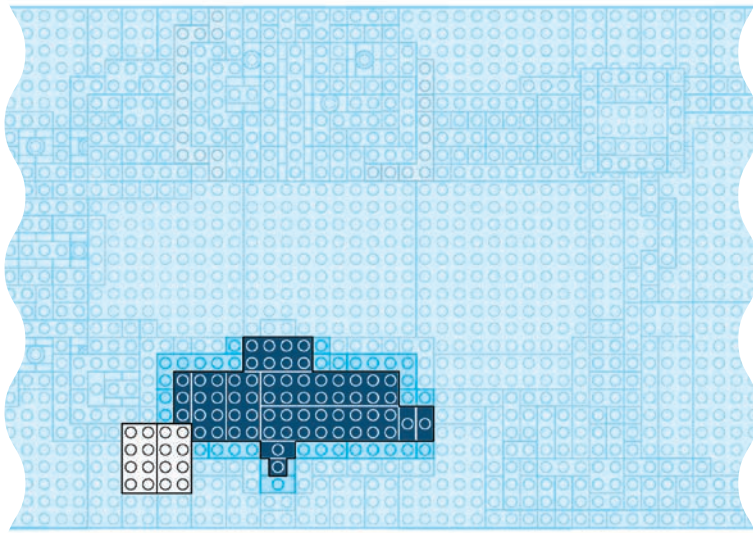
14

-  3  3
-  1  1
-  1
-  2  1
-  7
-  3











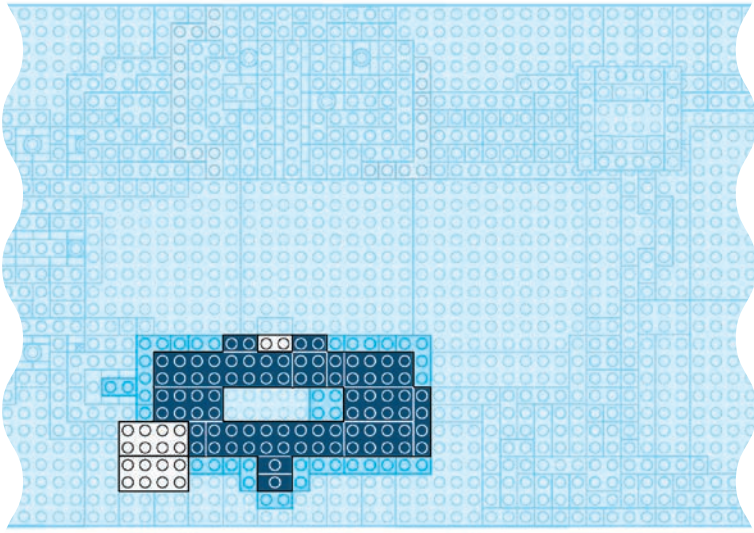
16

-  3  2
-  1
-  3
-  1
-  2







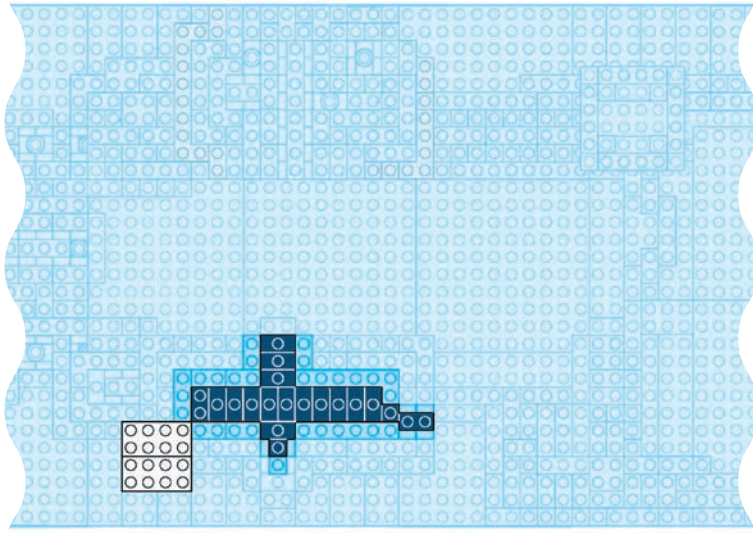
15

-  4  2
-  1
-  4  1
-  1
-  2
-  2



17

-  2
-  2
-  2
-  14



18

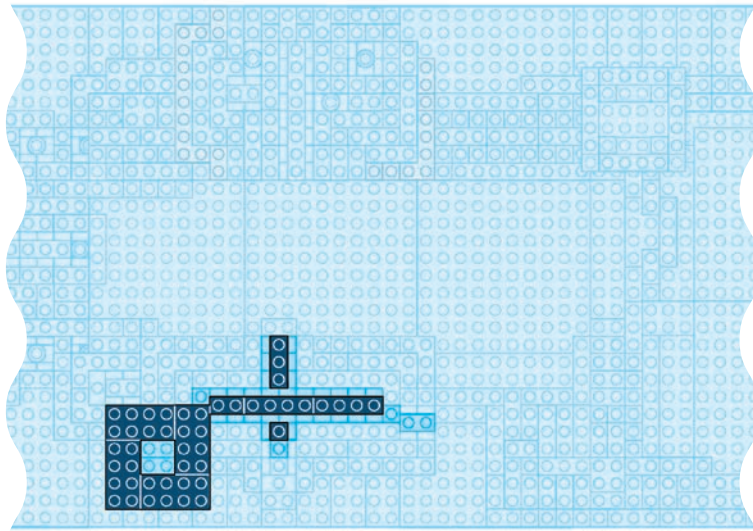
4

1

2

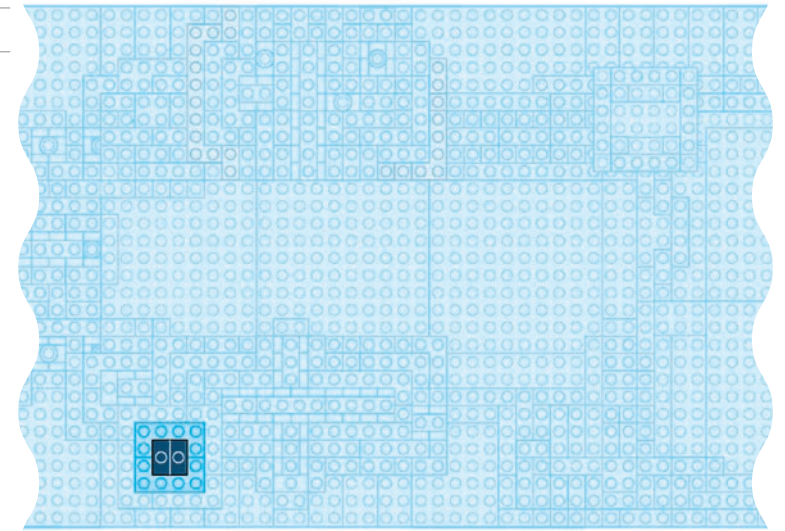
1

1



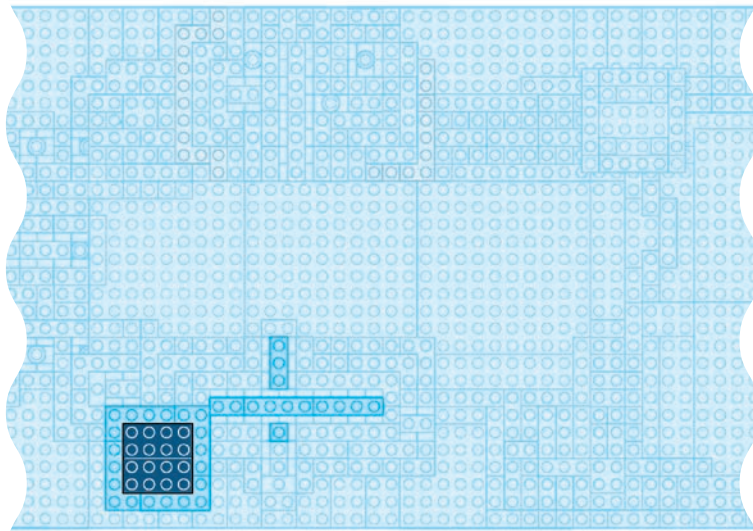
20

2



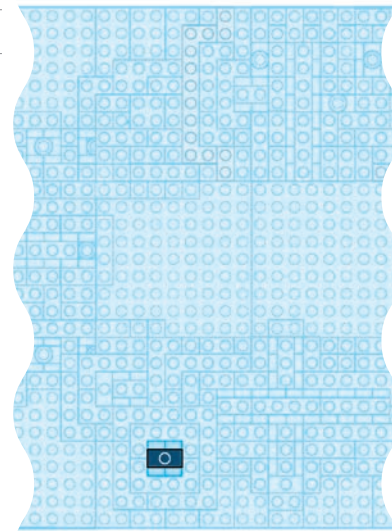
19

2



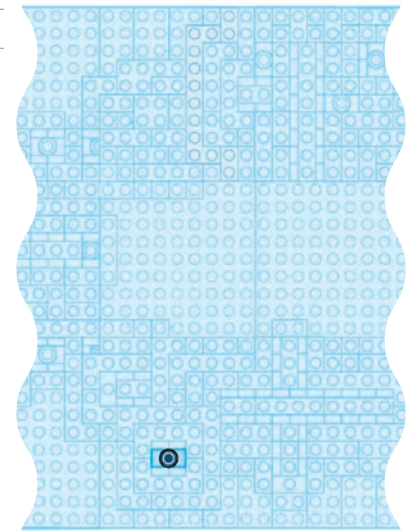
21

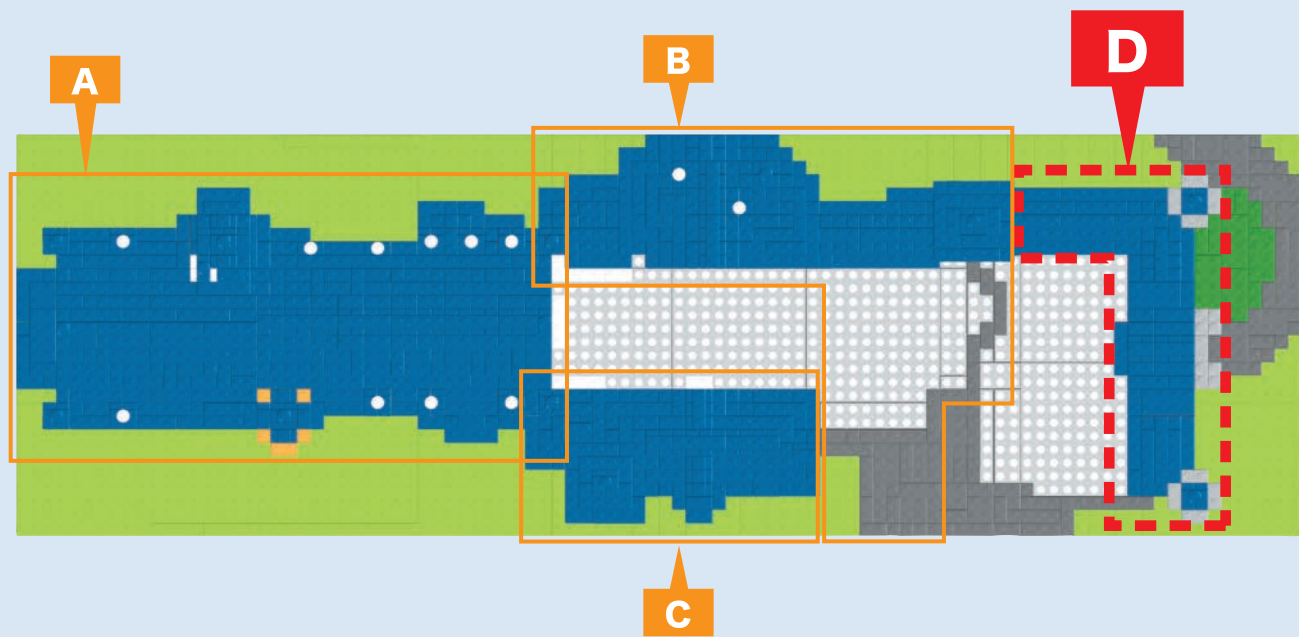
1



22

1

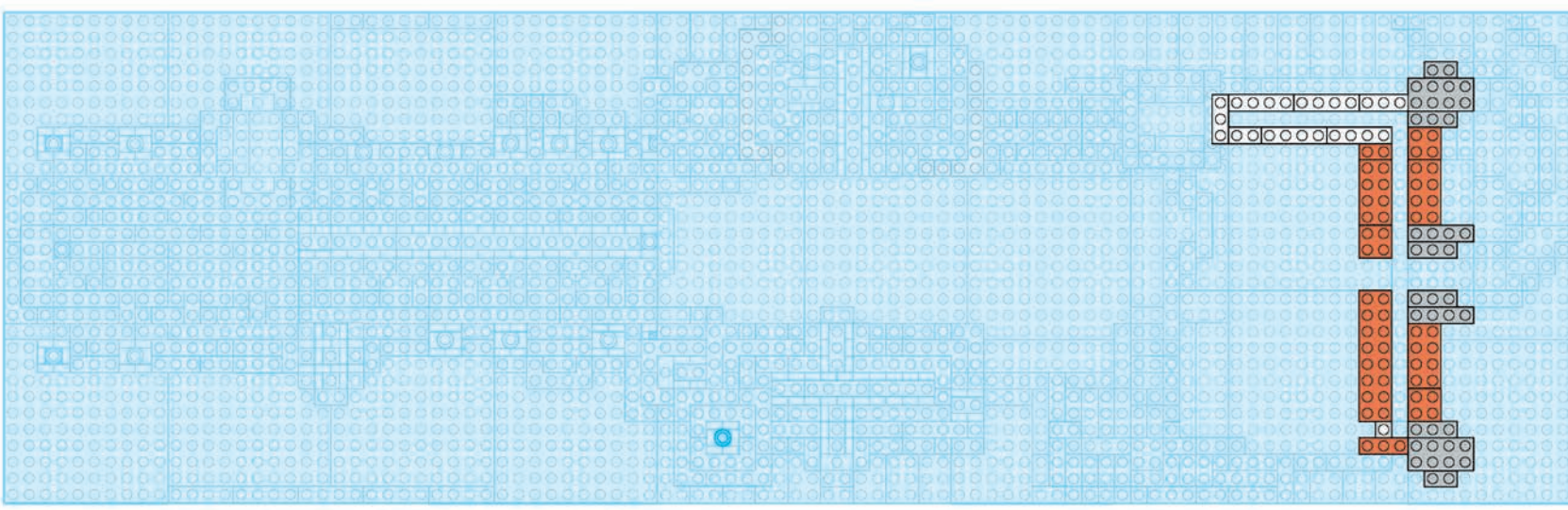




完成図
Completion figure

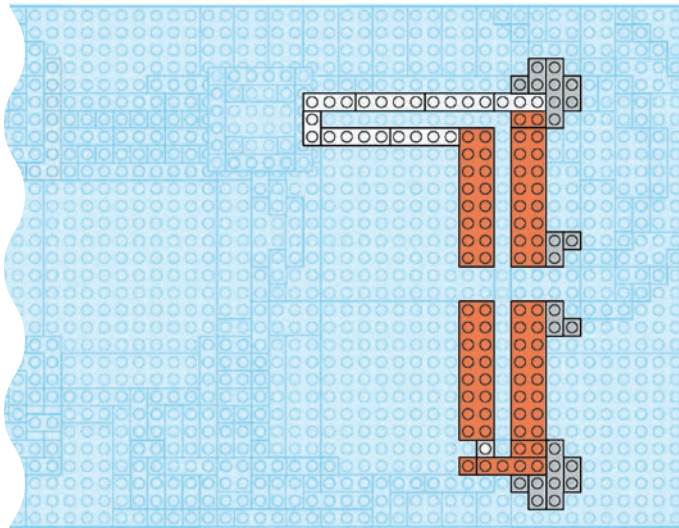
1

- 3
 2
 グレー
Gray
- 3
- 1
 1
 2
- 4
 2
- 1
- 1
 2
 4
- 1



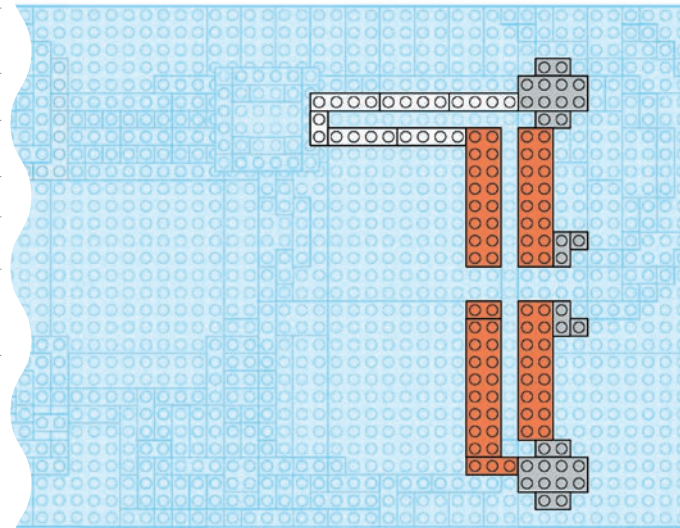
2

- 2 (orange 1x2), 1 (grey 1x1), 6 (grey 1x6)
- 1 (orange 1x4), 4 (grey 1x4), 2 (grey 1x2)
- 1 (orange 1x1), 4 (grey 1x4), 1 (grey 1x1)
- 2 (grey 1x2)
- 4 (orange 1x4)



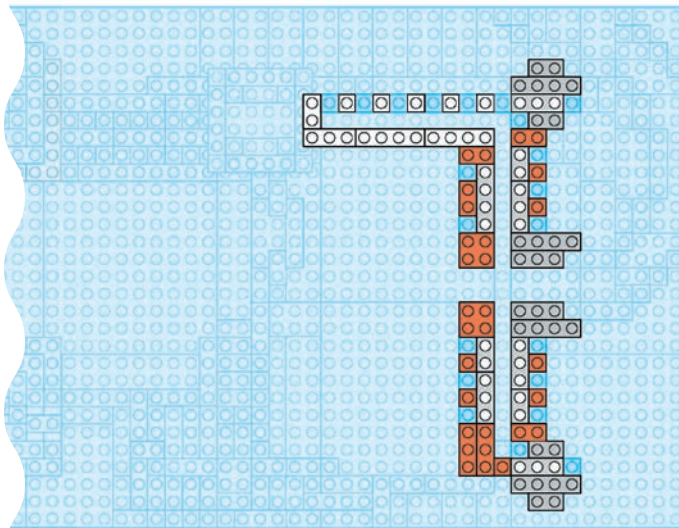
4

- 2 (grey 1x2)
- 1 (orange 1x1), 1 (grey 1x1), 6 (grey 1x6)
- 5 (grey 1x5)
- 2 (grey 1x2)
- 1 (orange 1x1)
- 4 (orange 1x4)



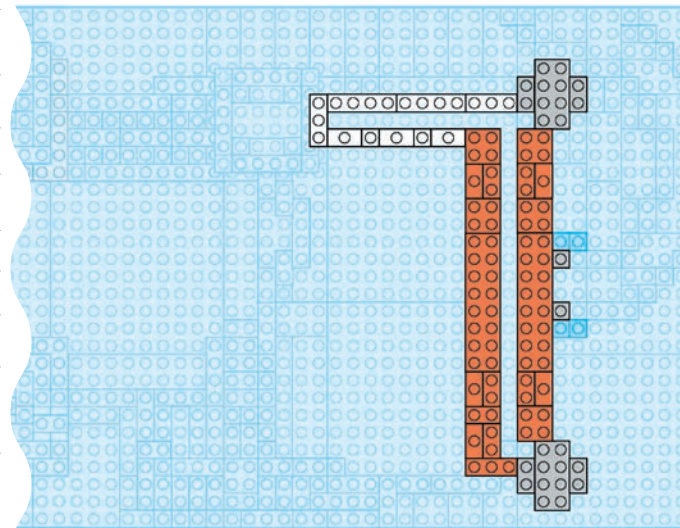
3

- 2 (orange 1x2)
- 4 (orange 1x4), 1 (grey 1x1), 4 (grey 1x4), 3 (grey 1x3)
- 2 (grey 1x2), 4 (grey 1x4), 1 (grey 1x1)
- 7 (orange 1x7), 5 (grey 1x5)
- 2 (orange 1x2), 1 (grey 1x1), 2 (grey 1x2), 5 (grey 1x5)











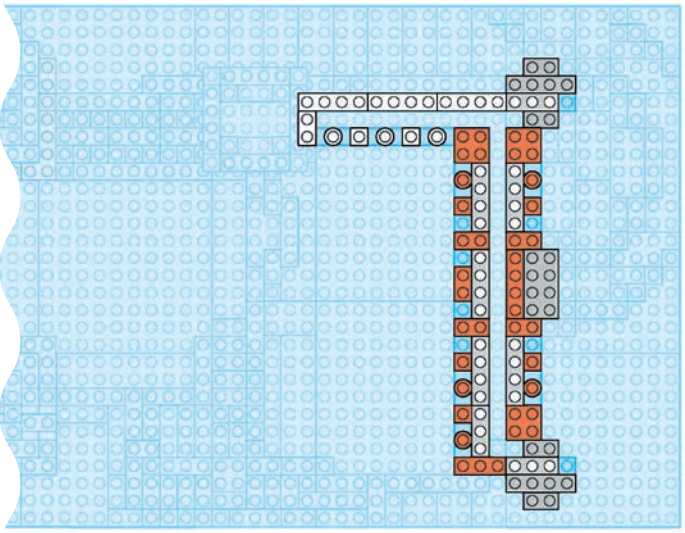
5

- 2 (grey 1x2)
- 5 (orange 1x5)
- 6 (orange 1x6), 4 (grey 1x4)
- 2 (grey 1x2)
- 2 (grey 1x2), 2 (grey 1x2)
- 5 (orange 1x5), 3 (grey 1x3)
- 1 (orange 1x1), 2 (grey 1x2)
- 2 (orange 1x4)










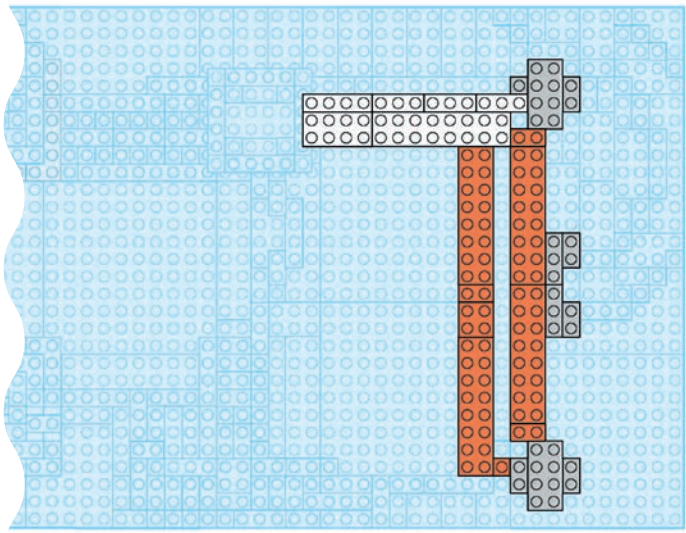
6

-  1
-  3
-  5 1 4
-  1 3 2
-  5
-  5 2
-  5 3
-  1 3










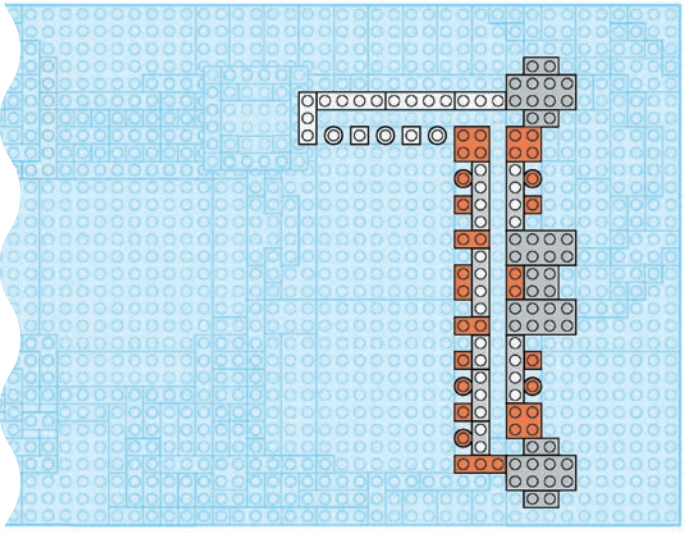
8

-  1 2
-  1
-  3 5
-  1
-  1 1
-  3 2
-  4 1










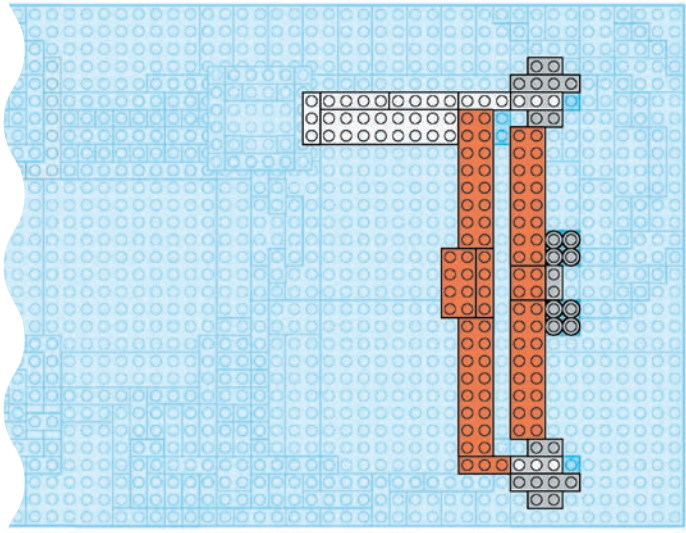
7

-  4
-  3 1
-  4 4 2
-  2 4
-  5 2
-  5 3
-  1 2 1



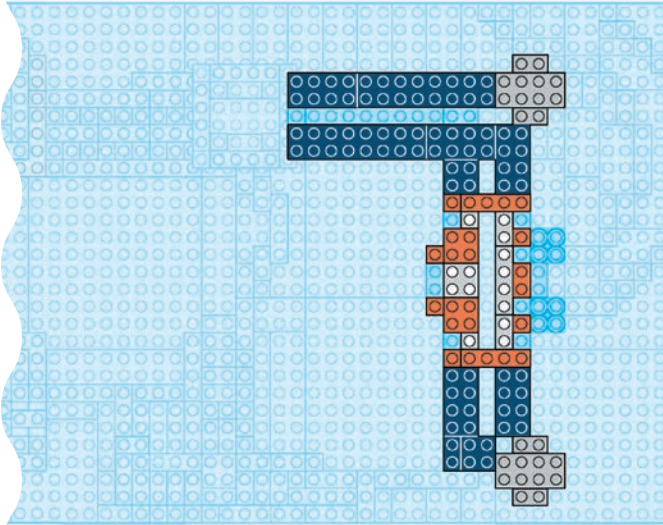
9

-  1
-  1
-  5
-  1 2 2
-  8
-  1 2 2
-  4 1



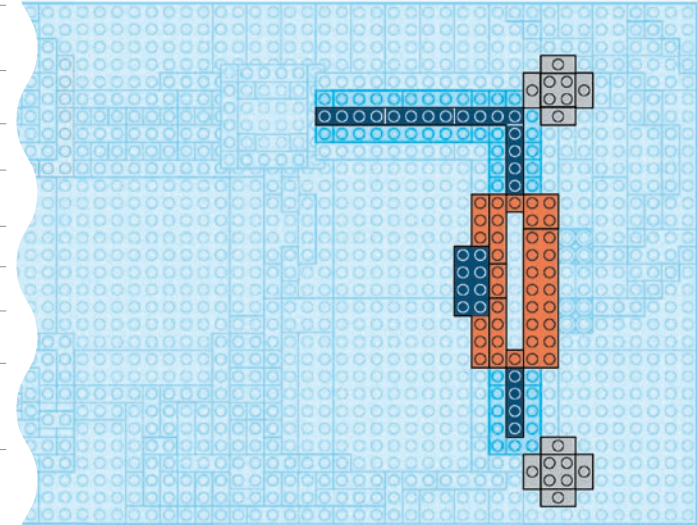
10

- 5 blue 1x3 Technic bricks, 2 grey 1x2 Technic bricks
- 2 orange 1x2 Technic bricks, 2 blue 1x2 Technic bricks, 1 grey 1x2 Technic brick
- 1 orange 1x2 Technic brick, 1 blue 1x2 Technic brick, 4 grey 1x2 Technic bricks, 2 grey 1x2 Technic bricks
- 2 orange 1x2 Technic bricks, 1 grey 1x2 Technic brick
- 6 orange 1x2 Technic bricks, 2 grey 1x2 Technic bricks
- 2 blue 1x6 Technic Technic bricks



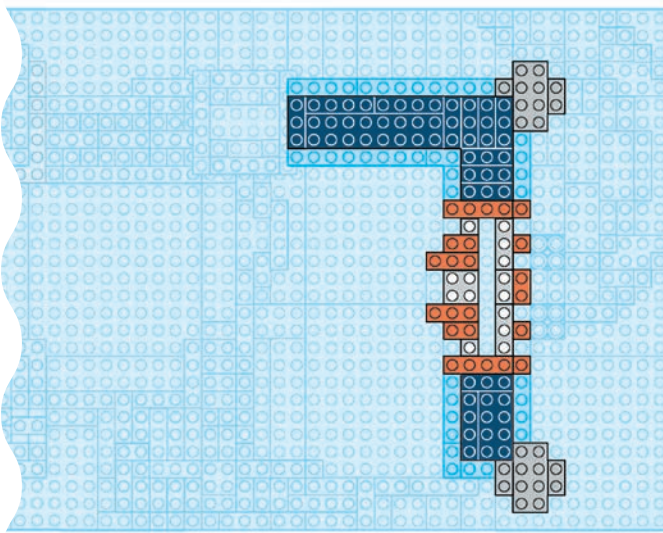
12

- 1 blue 1x3 Technic brick
- 1 orange 1x2 Technic brick, 2 grey 1x2 Technic bricks
- 1 orange 1x2 Technic brick
- 2 orange 1x2 Technic bricks, 5 blue 1x2 Technic bricks
- 2 orange 1x2 Technic bricks, 8 grey 1x2 Technic bricks
- 2 orange 1x2 Technic bricks
- 1 orange 1x6 Technic Technic brick



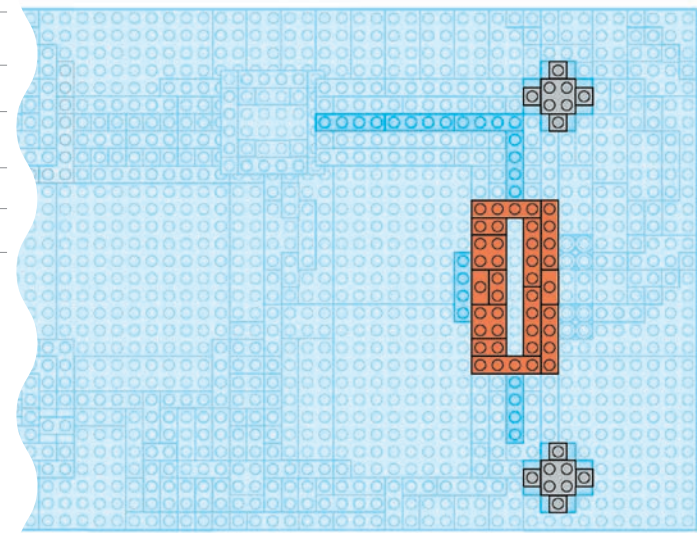
11

- 1 blue 1x3 Technic brick, 2 grey 1x2 Technic bricks
- 1 grey 1x2 Technic brick
- 3 orange 1x2 Technic bricks, 3 grey 1x2 Technic bricks, 1 grey 1x2 Technic brick
- 2 orange 1x2 Technic bricks, 3 blue 1x2 Technic bricks
- 4 orange 1x2 Technic bricks, 1 grey 1x2 Technic brick, 2 grey 1x2 Technic bricks
- 2 orange 1x2 Technic bricks, 9 blue 1x2 Technic bricks, 2 grey 1x2 Technic bricks
- 1 blue 1x6 Technic Technic brick











13

- 2 orange 1x2 Technic bricks, 2 grey 1x2 Technic bricks
- 3 orange 1x2 Technic bricks
- 6 orange 1x2 Technic bricks
- 8 grey 1x2 Technic bricks
- 2 orange 1x2 Technic bricks









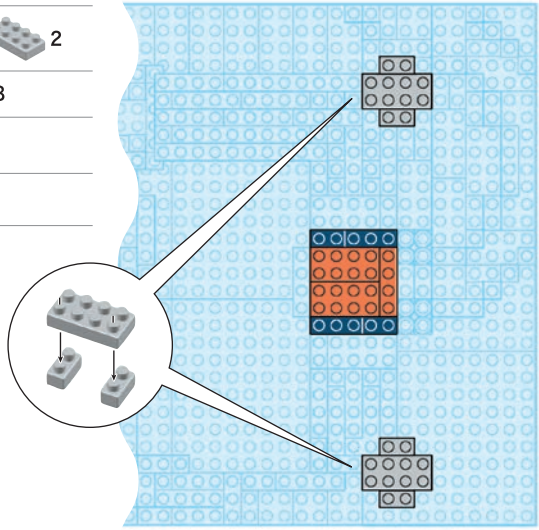
14

-  2  2
-  2
-  2  2  2
-  2



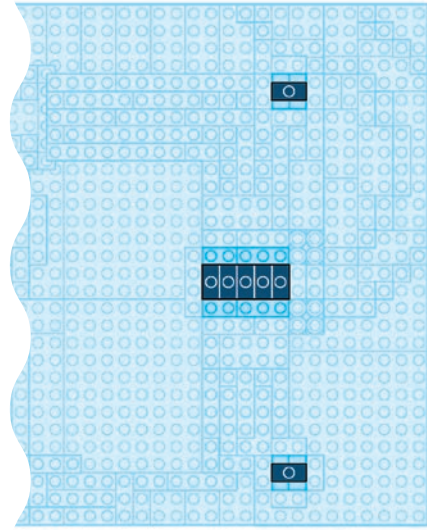
16

-  2  2
-  2  8
-  1
-  2








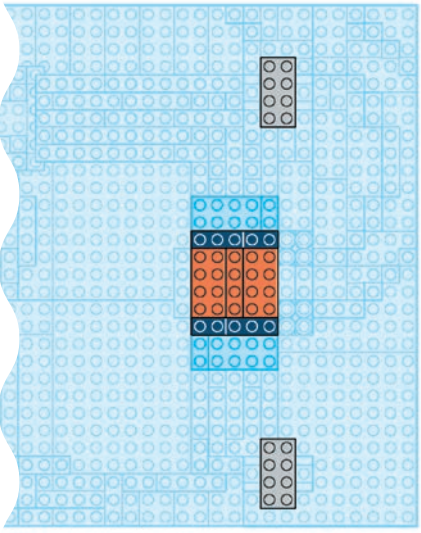
18

-  7








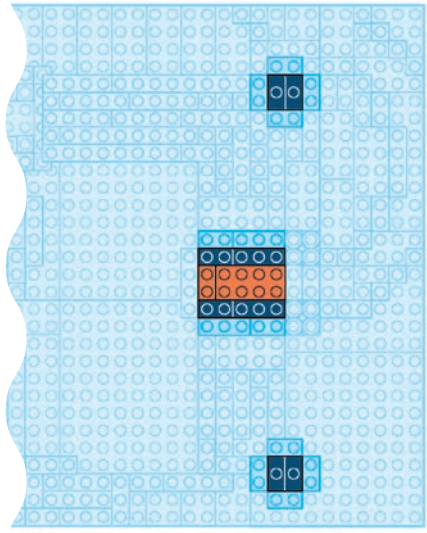
15

-  2  2
-  2
-  1
-  2






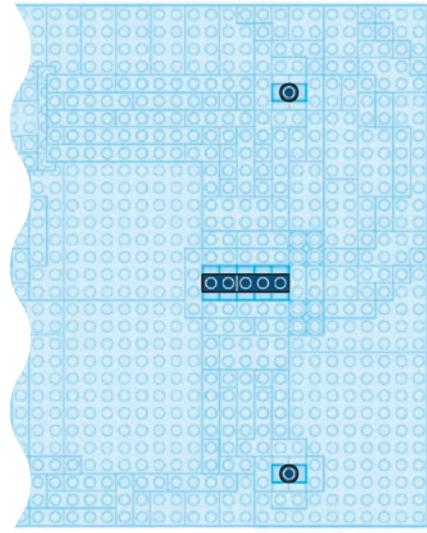
17

-  1
-  1  2
-  4
-  2



19

-  1
-  2
-  1




完成!
Finished!


LEDプレートのスイッチをONにすると
ノイシュバンシュタイン城が美しく光ります。

Turn on the LED light units to light up
the castle.

※部品は多めに入っております
Extra blocks included



木のつくり方(例)
How to make the trees (example)



※組みおわたところは [blue square] になっています。
Blue area shows assembled parts.

