

NB-039

BONSAI PINE DELUXE EDITION

盆栽 松 デラックスエディション

難易度
Level ■■■■■△ WARNING: CHOKING HAZARD - small parts. Not for children under 3 years old.
小さな部品が含まれますので、3歳未満のお子様には与えないでください。

©KAWADA 2018

発売元 株式会社 カワダ
〒169-8558 東京都新宿区大久保 2-5-25
<http://www.diablock.co.jp/nanoblock/>ご意見等ございましたら、お客様サービス課までご連絡ください。
カワダ 長野工場 お客様サービス課
〒389-0514 長野県東御市加沢1409 TEL:0268(62)1819
電話受付時間:土日祝日を除く 9~12時・13~16時18 SU
K.K
S

※別売りの「NB-019 ナノブロック専用ピンセット」や「NB-020 ナノブロックパッド」を使うと組み立て、取りはずしに便利です。

Use "NB-019 nanoblock® Tweezers" and "NB-020 nanoblock® Pad" (each sold separately) for an easy way to assemble and disassemble blocks.



オリジナルの盆栽にチャレンジ!

Make your original bonsai!

















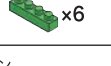





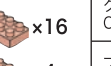
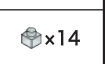











nanoblock® のホームページにて
組み替え事例を紹介中。
Examples on nanoblock® website.[http://www.diablock.co.jp/nanoblock/catalog/
c_cat1/bonsai_matsu_deluxe_edition](http://www.diablock.co.jp/nanoblock/catalog/c_cat1/bonsai_matsu_deluxe_edition)



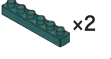
「ナノブロック」はダイヤブロックブランドの商品です。


Designed by KAWADA in JAPAN since 2008



nanoblock®


部品内容 Contents of Blocks

ダークグリーン Dark Green	ブラウン Brown	ライトグレー Light Gray
 x27	 x21	 x11
グリーン Green	 x64	 x14
 x91	 x51	クリアグリーン Clear Green
 x96	 x14	 x34
 x12	 x27	 x43
 x124	 x30	 x6
 x3	 x23	 x10
 x6	 x26	 x100
ブロンズグリーン Bronze Green	 x3	 x8
 x2	キヤメル Camel	クリア Clear
 x75	 x16	 x14
 x26	 x4	ブラック Black
 x16	 x11	 x72
クロムイエロー Chrome Yellow	 x2	
 x3		



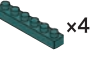
1 x17 x2 x2




2 x18 x2





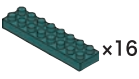

くみおわり
Assembled blocks shown in faded color


3 x12 x10 x4




4 x4 x10 x10

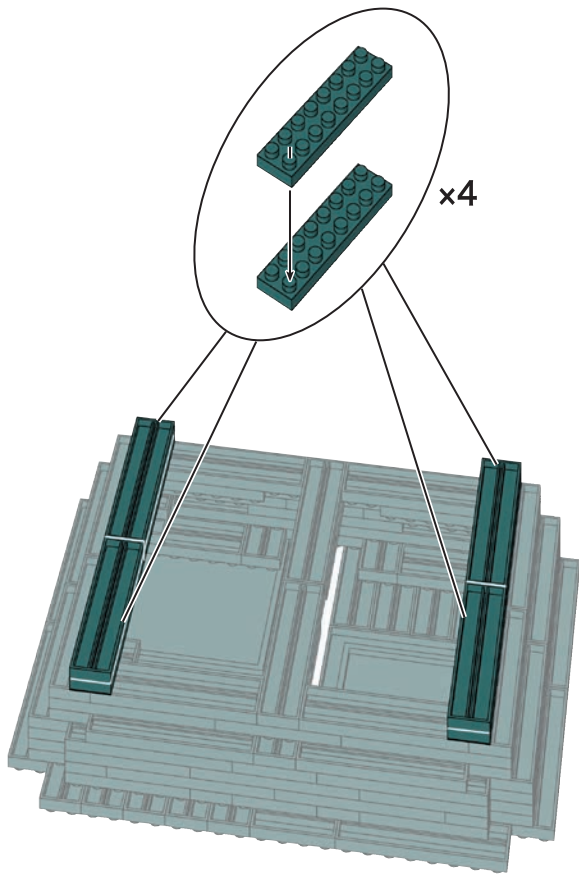


5 x2 x16 x2



6 うらがえす
Turn the body over


x8



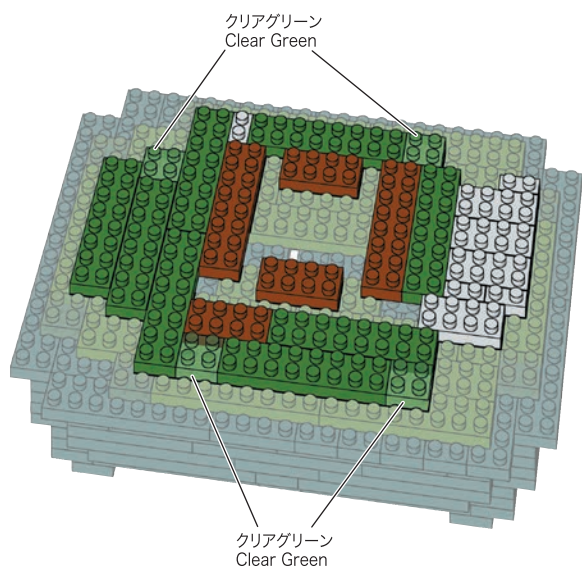
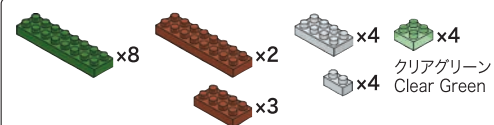
7




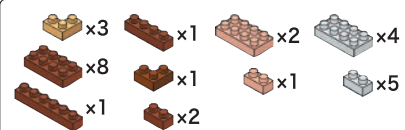
もとにもどす
Turn the body back




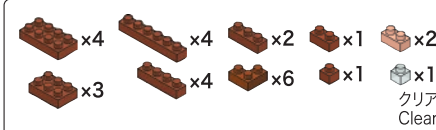
8





9




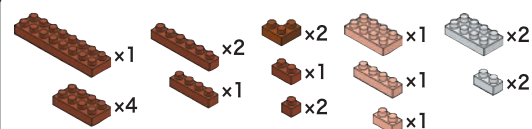
11



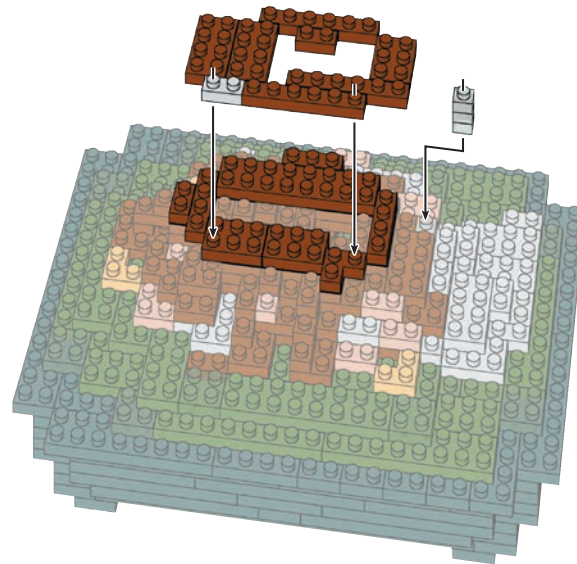
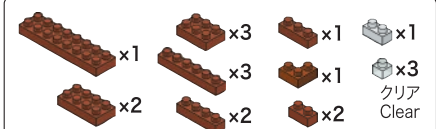
13




10



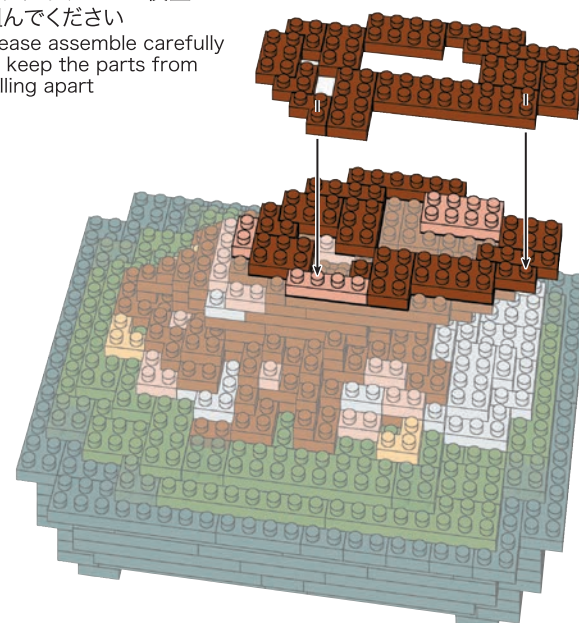
12



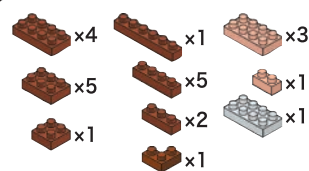
14



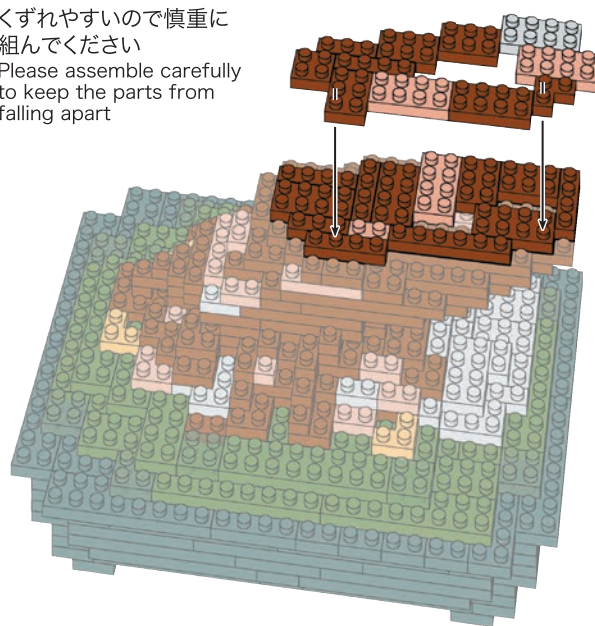
くずれやすいので慎重に
組んでください
Please assemble carefully
to keep the parts from
falling apart



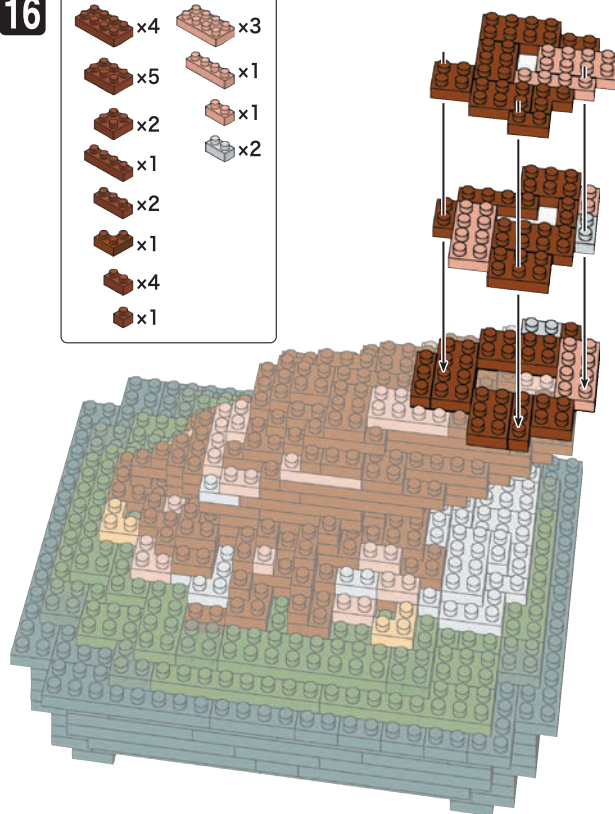
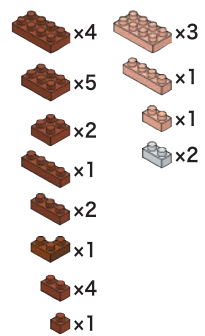
15



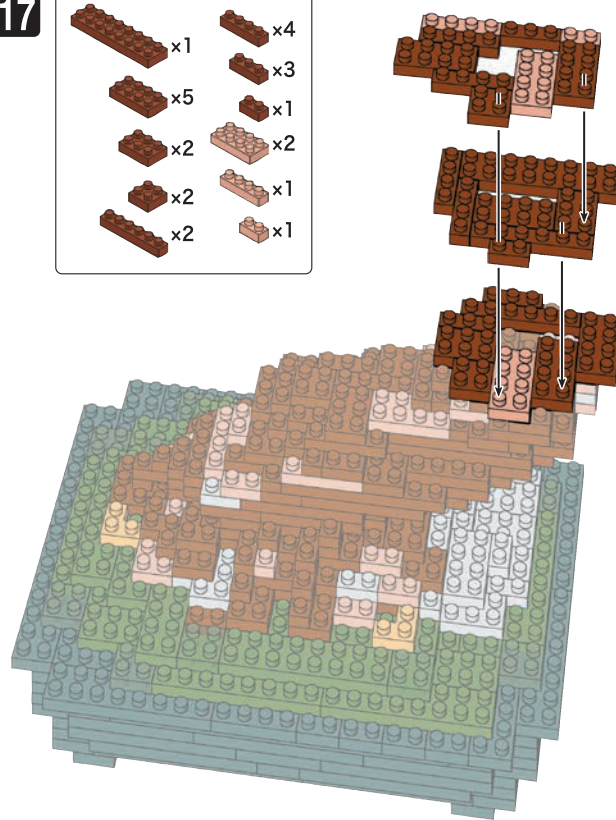
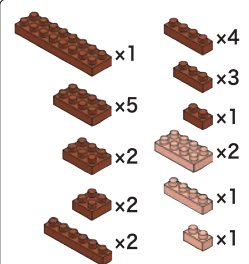
くずれやすいので慎重に
組んでください
Please assemble carefully
to keep the parts from
falling apart



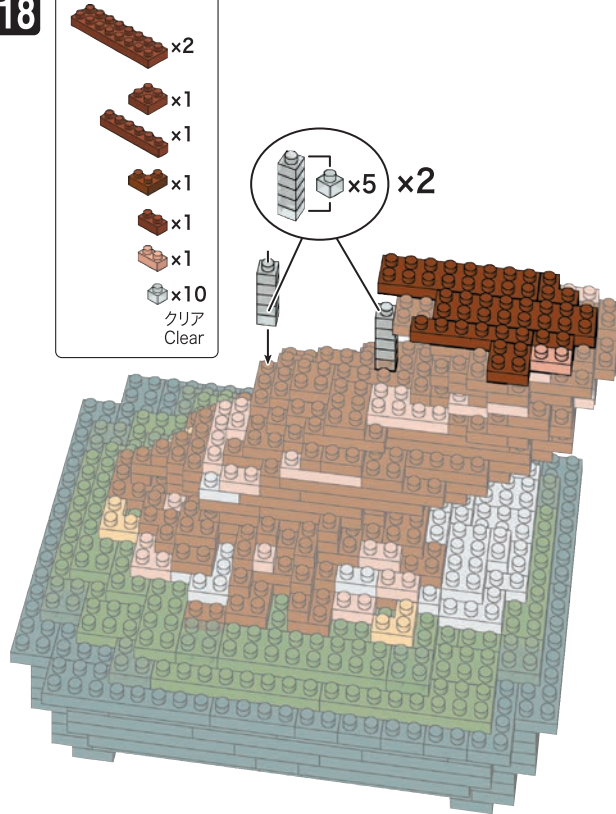
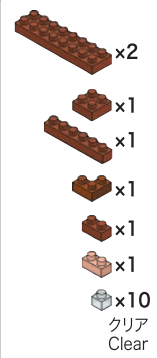
16



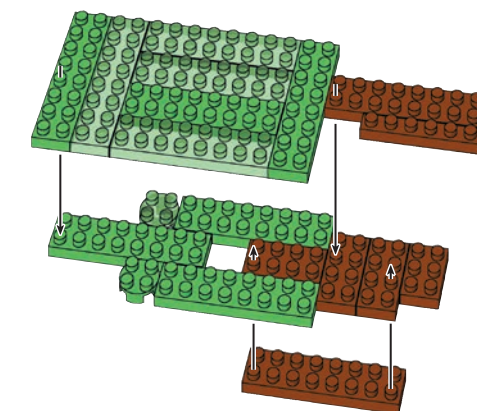
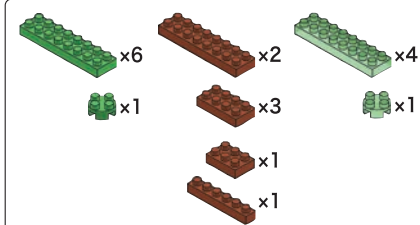
17



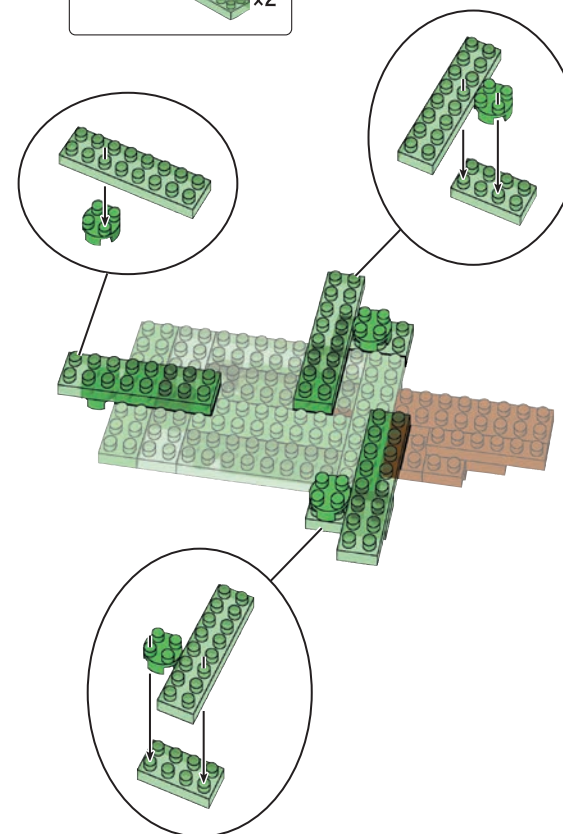
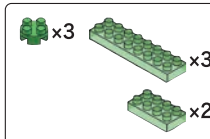
18



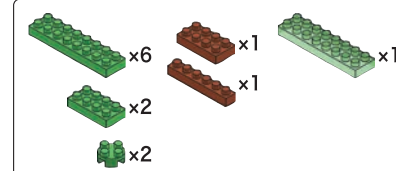
19



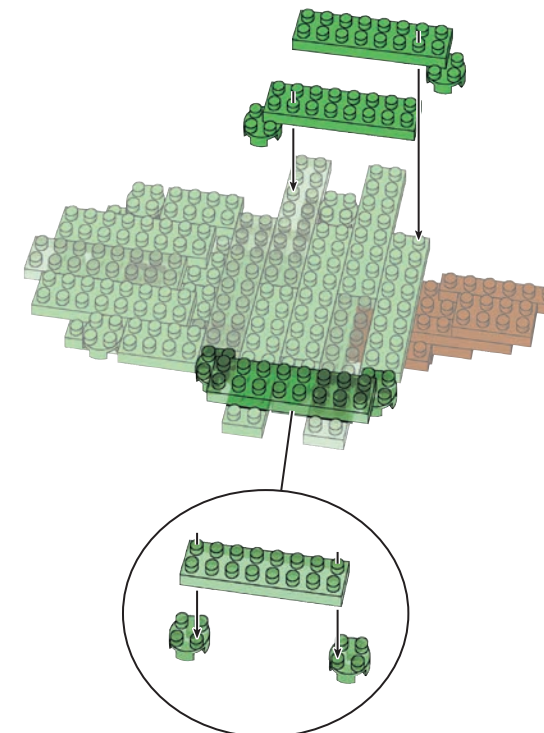
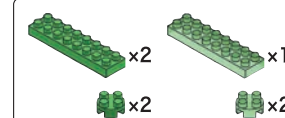
20



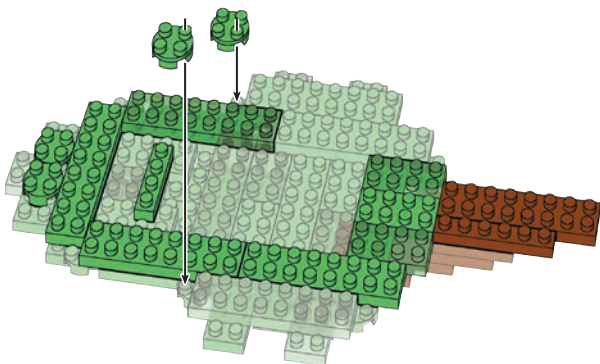
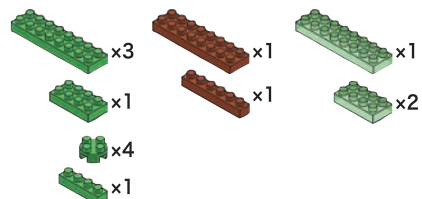
21



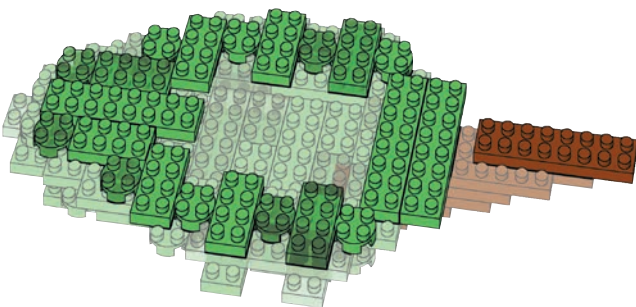
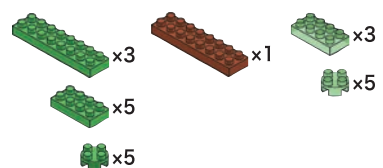
22




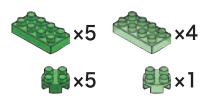
23



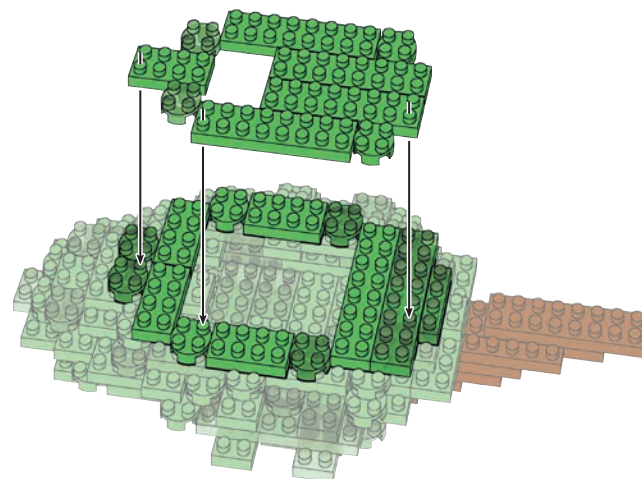
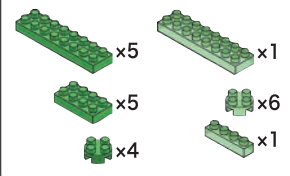
24





25



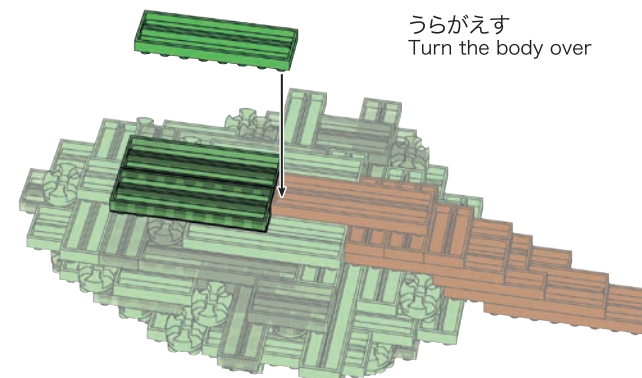
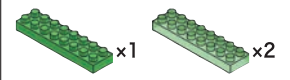
26




27




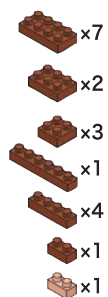
28



29



30



31



32

